



PRODUCT SPECIFICATION

BTEC SECURE

INTRODUCTION

The BTEC Secure has been tested and certified to comply with the requirements of the Department of Health Environmental Design Guide, Adult Medium Secure Services, for use in secure applications where care must be taken to ensure that vulnerable patients are at minimal risk of harm.

With a milled aluminium bezel, which is available in white as well, and 2mm thick polycarbonate diffuser, the BTEC Secure has been specifically designed to withstand sustained attack from a wide range of implements. When installed with anti-pick mastic to seal the luminaire to the mounting surface the BTEC Secure complies with ligature resistant requirements and is also rated to IP65 and IK10.

Whilst safety and security are of the utmost concern, creating a pleasant environment for patients to aid recovery is also key with any luminaire designed for mental health applications. The BTEC Secure is available in a range of lumen outputs and dimming variants ensuring that rooms can be lit to the required levels, as well as offering optional integral lithium emergency control gear when needed. BSEN 12464 glare compliant variants are also available for areas where VDUs are in use.

We offer a range of wireless control systems providing localised grouping and control as well as comprehensive wireless solutions allowing both standard and emergency luminaires to be centrally monitored.

f	CE	IP65	IK10	TM21: L90>60K HOURS / L80>90K HOURS	3 STEP MACADAM ELLIPSE
----------	-----------	-------------	-------------	--	-------------------------------

APPLICATION

- Healthcare / Social Housing

SPECIFICATION

CONSTRUCTION

- Housing: Milled billet aluminium
- Housing: Compliant with the requirements of the Department of Health Environmental Design Guide, Adult Medium Secure Services.
- Finish: Polyester powder painted BS 00E55 matt white 60% gloss
- Finish: Mill finish aluminium

- Diffuser: 2mm high transmission opal polycarbonate TP(a) rated
- Reflector: Spun aluminium, polyester powder painted RAL 9016 white
- IP65

;

PERFORMANCE

- Part L2 compliant
- BSEN 12464-1:2011 3000 Candela 65° and UGR 19 compliance
- 3SDCM Three step Macadams ellipse
- TM21: L90>60K Hours / L80>90K Hours
- Up to 127 luminaire lumens per circuit Watt.

;

ENVIRONMENTAL

- Designed to allow simple replacement of components with commonly available tools in compliance with the Eco Design Directive, please see the installation leaflet for maintenance instructions.
- Powered by European branded drivers and emergency modules ensuring replacement parts are easily sourced.
- Every luminaire is labelled with a unique ID number allowing easy identification of spare parts for the lifetime of the product.
- Contains no single use plastics or polystyrene packaging.
- Supplied in plain card boxes with paper tape ensuring packaging is easily recycled.
- Designed to allow simple disassembly for end of life recycling.
- UK based manufacturing providing local support throughout the product lifetime and minimising transportation miles.

;

EMERGENCY

- Available with optional standard, self test and autotest integral emergency with lithium batteries for extended warranty and lifetime.
- Optional Reacta-Link wireless emergency for automated centralised reporting.
- Optional Reacta-Control wireless emergency for automated centralised reporting.
- Optional central battery changeover relay

;

CONTROL

- Optional compatibility with a range of dimming systems including DALI, DSI and Switch Dimming
- Optional integral Reacta-Link for integration with Reacta-Link wireless installations

- Optional integral Reacta-Control for integration with Reacta-Control wireless installations

;

INSTALLATION

- Suitable for plasterboard installation
- Suitable for mineral fibre ceiling tile installation
- Must be installed with Anti-Pick mastic to meet ligature resistant requirements
- IP65 for internal use only

;


VARIATIONS

- Available with a wide range of colour temperatures and renderings
- Available in a range of lumen outputs
- Milled aluminium as standard, optional white bezel


;

IMAGES


PRODUCT IMAGES




BTEC Secure




BTEC Secure White Frame



BTEC Secure UGR Black







BTEC Secure UGR White




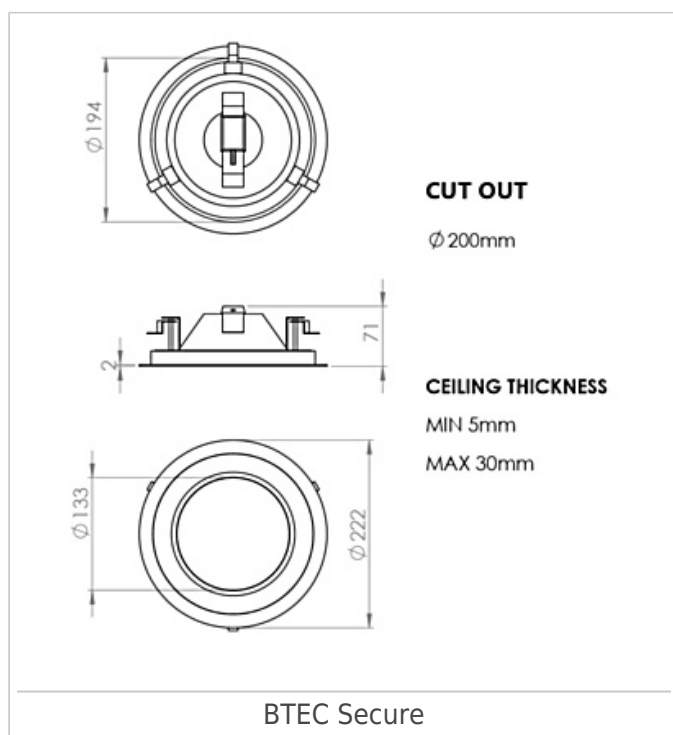
BTEC Secure White Frame UGR White

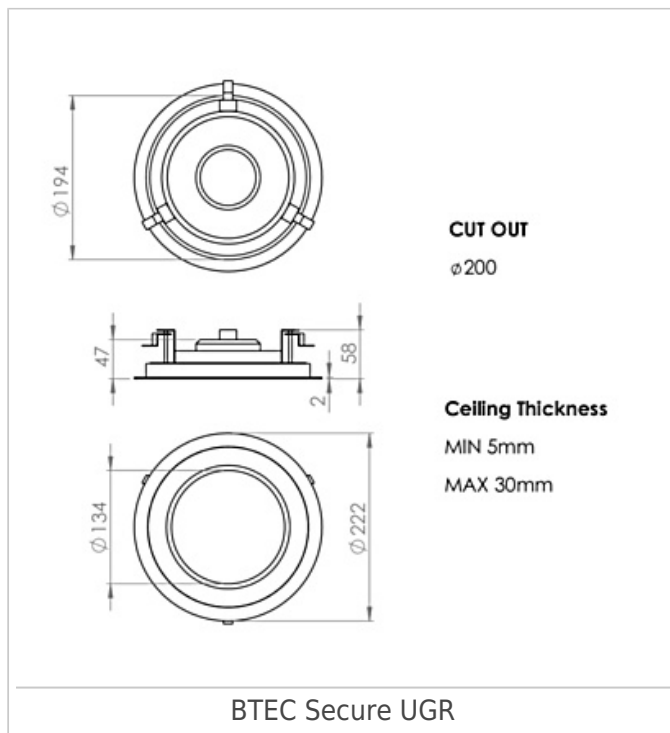
PROJECT IMAGES





TECHNICAL





WARRANTY

At Dextra our commitment to service has been at the forefront throughout our history spanning more than forty years in the UK lighting market. Our service ethos extends beyond design and delivery, we believe supporting your installation throughout the warranty period is equally crucial, whilst the strength and longevity of Dextra Group provides peace of mind that our warranty will be supported throughout.

The Dextra range is supplied with a five year warranty commencing from the date of delivery. During the first three years defects will be repaired on site and the warranty will include both parts and labour. For the final two years drivers, emergency modules, wireless modules, sensors and LED circuits will be supplied free of charge to replace defective components, labour and other associated costs are not included.

Certain ranges and components are subject to exemptions:

- Lithium batteries are provided with a five year warranty. During the first three years defects will be repaired on site and the warranty will include both parts and labour. For the final two years replacement batteries will be supplied free of charge to replace defective components. Five year warranty became effective as of 03/02/25, Lithium emergency luminaires supplied prior to this date are supported with a three year on site warranty only. Labour and other associated costs are not included. Nickel Metal Hydride and Nickel Cadmium batteries are provided with a one year warranty for parts and labour.

- Emergency luminaires including AME2, EXI LED, EXI3, EXI Track, HBE3, OAT2 LED and Twinspot are supplied with a one year warranty for parts and labour. Lithium variants suffixed with the 5YR part code, the Autotest emergency with the LA3 part code and wireless variants with LA3RC or LSTR part codes are supplied with a five year warranty. For these extended warranty variants for the first three years defects will be repaired on site and the warranty will include both parts and labour. For the final two years replacement batteries will be supplied free of charge to replace defective components.
- Protec Micro, PTECF7 Fire Rated Downlights, Serenus and the Opus Sconce are provided with a five year replacement luminaire only warranty. Protec FR Fire Rated Downlights are provided with a 2 year replacement luminaire only warranty.
- Controls systems such as standalone sensors, switches, marshalling boxes and cabling are provided with a one year warranty for both parts and labour. DALI control systems are provided with a two year warranty for both parts and labour.
- LEDextra ranges are supplied with a three year parts or replacement luminaire only warranty with the exception of the IMPR RGBW, the Runway RGBW, the MOD RGBW, Tanek RGBW and the DexRing. These five ranges are supplied with our standard five year warranty during which defects within the first three years will be repaired on site and the warranty includes both parts and labour. For the final two years free of charge replacement components only will be supplied to rectify any failures but labour and other associated costs are not included.
- LEDEX ranges are supplied with a three year replacement luminaire only warranty.
- The Decorative Pendant ranges, Bebo, Dene, Nova, Fino and Stix are supplied with a 3 year replacement luminaire only warranty.

All warranties are subject to correct use of the product and will be invalidated by misuse, for example incorrect installation, unsuitable environmental conditions or incorrect maintenance. It is the duty of the customer to ensure that all the fault lies with the luminaire prior to requesting replacement parts or site repairs. In the event that no defect is found with the product our costs for attending site will be recharged to the customer and credit will not be issued against returned products. No consequential losses incurred resulting from any defect with our product will be reimbursed.

Given the nature of LED technology a small percentage of LEDs may fail during the lifetime of a luminaire, this does not cause a reduction in lumen output. As such LED luminaires are only deemed to be faulty for warranty purposes when in excess of ten percent of LEDs have failed in a single luminaire.

On site repair of products under warranty will be undertaken during normal working hours, 9am to 5pm Monday

to Friday, and will require unrestricted access to luminaires. Where required Dextra will provide access equipment to carry out repairs at height, should luminaires have been installed in locations where reasonable provision for maintenance access has not been made we reserve the right to supply replacement product only. On site warranty repairs will only be undertaken on the mainland of the UK and Ireland, in all other locations replacement product only will be provided.

If you require any assistance with regards to our products please contact our Customer Services department on 01747 858100.

ORDER CODES

LUMINAIRE

Code	Description	Power	Llm/W
BTECSE L13	BTEC Secure, 965llm, Aluminium Bezel, Colour 84.	7.9W	122
BTECSE L22	BTEC Secure, 1,633llm, Aluminium Bezel, Colour 84.	12.4W	132
BTECSE L30	BTEC Secure, 2,450llm, Aluminium Bezel, Colour 84.	17.2W	142
BTECSEU BLK L13	BTEC Secure UGR, 785llm, Aluminium Bezel, Black Baffle, Colour 84.	7.9W	99
BTECSEU BLK L22	BTEC Secure UGR, 1,329llm, Aluminium Bezel, Black Baffle, Colour 84.	12.4W	107
BTECSEU BLK L30	BTEC Secure UGR, 1,812llm, Aluminium Bezel, Black Baffle, Colour 84.	17.2W	105
BTECSEU WHI L13	BTEC Secure UGR, 936llm, Aluminium Bezel, White Baffle, Colour 84.	7.9W	118
BTECSEU WHI L22	BTEC Secure UGR, 1,584llm, Aluminium Bezel, White Baffle, Colour 84.	12.4W	128
BTECSEU WHI L30	BTEC Secure UGR, 2,160llm, Aluminium Bezel, White Baffle, Colour 84.	17.2W	126

DIMMING

Code	Description
A	DALI Digital Addressable Lighting Interface
S	Switch Dimming
D	DSI Digital Dimming
H	HFR Analogue 1-10v
C	Bi-Level Dimming For Standalone Switched Sensor

Analogue dimming only available in L18 variants

CONTROL

Code	Description
RLI	Reacta-Link, Wireless Enabled Luminaire
RC	Reacta-Control, Wireless Enabled Luminaire

EMERGENCY

Code	Description
LE3	Lithium Standard Emergency 3 Hour
LS3	Lithium Selftest Emergency 3 Hour
LA3	Lithium Autotest Emergency 3 Hour
LSTR	Lithium Reacta-Link Emergency 3 Hour
LA3RC	Lithium Reacta-Control Emergency 3 Hour
CB	Central Battery, Please Specify 110V or 230V when Ordering

MISCELLANEOUS

Code	Description
C**	Select Colour Temperature and Rendering; C827, C83, C85, C865, C93, C94
WH	White Finish
4PM	4 Pole Panel Mount
6PM	6 Pole Panel Mount
LSF	Low Smoke Zero Halogen

220-240V / 50-60Hz
IP65 (below ceiling)
IK10



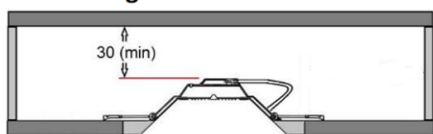
WARNING: Luminaire must be earthed. Risk of electric shock from LED boards if operated with cover removed. Installation / operation outside of luminaires intended scope invalidates warranty. Suitable only for domestic / light industrial / industrial applications within the scope of EN55015. Tested to compliance with BSEN 60598: specification for general requirements and tests. Must be installed by a suitably qualified person in accordance with all relevant legislation. Ambient operating temperature of 0°C to 25°C. If maximum operating temperature is exceeded luminaire will automatically dim / switch off. Terminal blocks are rated to 16A unless stated otherwise. The light source contained in this luminaire shall only be replaced by the manufacturer or his service agent or a similar qualified person. **LUMINAIRES WITH EMERGENCY PACK:** When supply is isolated battery output terminals may be live if battery is connected. Isolate mains and battery before servicing. Emergency luminaires require unswitched live connection taken from same phase as switched supply. When unswitched supply is connected status indicator illuminates green, when unswitched supply is disconnected indicator extinguishes and luminaire operates in emergency mode. 24 hour charge period required before undertaking full discharge test. Emergency test sheets provided should be used to record all emergency tests. Batteries should be replaced when 3 hour duration is not met. Excessive switching of permanent live may result in premature battery failure. Battery electrolyte can be harmful to eyes / open wounds, do not puncture, if electrolyte touches skin / eyes flush with water. Do not incinerate batteries.

Terminal Labelling:	
Power	
L1	Switched Live
E	Earth
N	Neutral
Emergency	
L2	Unswitched Live
DA/AT3	DALI / Autotest
DA/AT3	DALI / Autotest
Dimming	
-D1/DA	Analogue/DSI/DALI
+D2/DA	Analogue/DSI/DALI
L3	Switch Dim / Corridor Function

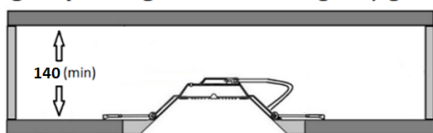


1. Void clearance required.

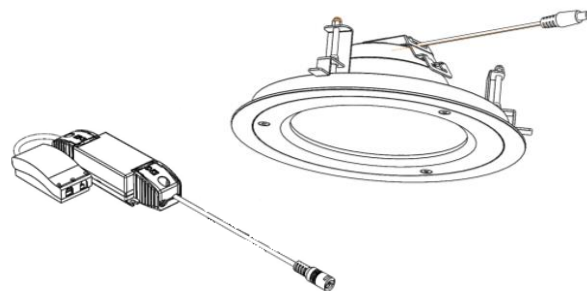
Standard Fitting



Emergency Fitting – due to emergency gear box

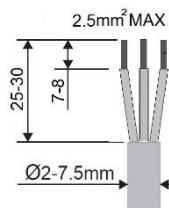
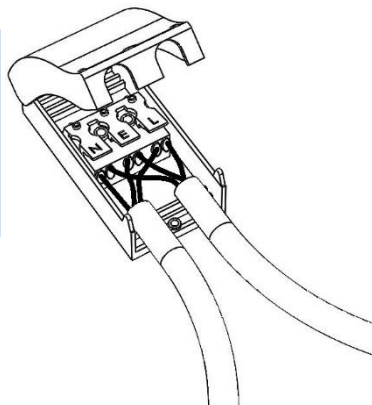
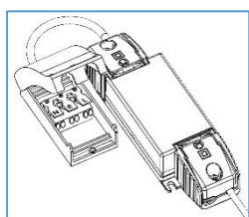


2.



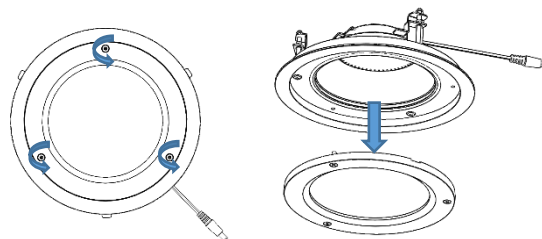
Cut-out (min) – 200mm

3.



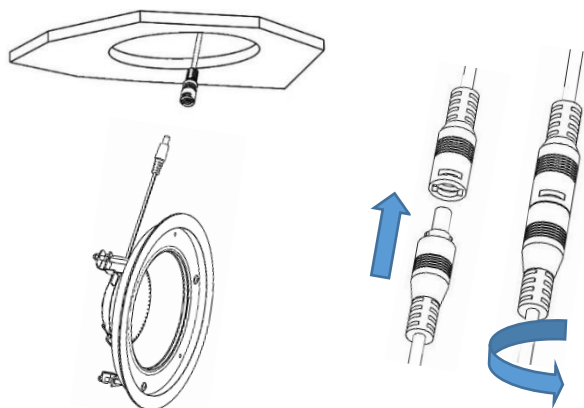
220-240V ~ 50/60Hz

4.



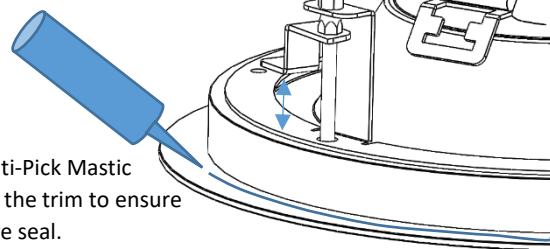
Remove front bezel and diffuser.

5.



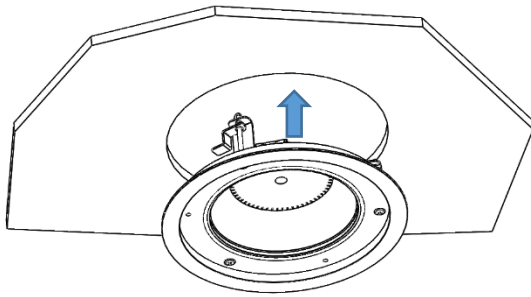
6.

Ensure all brackets are retracted and at maximum height before installation



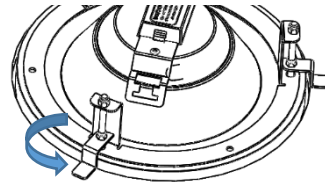
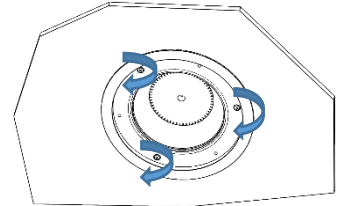
Run Anti-Pick Mastic behind the trim to ensure a secure seal.

7.



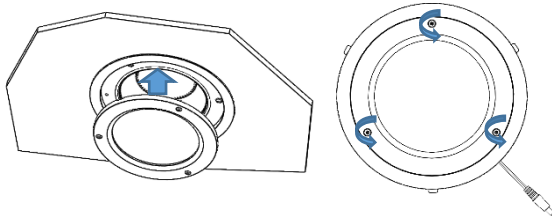
8.

Tighten the front 3 screws until the brackets engage on the back of the ceiling.



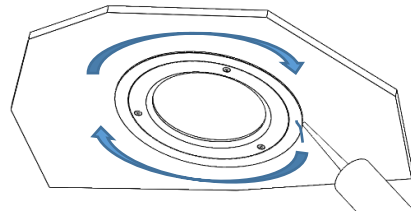
The brackets will swing out and engage on the back of the ceiling

9.



Re attach front bezel and diffuser and secure in place using the tamper resistant screws supplied.

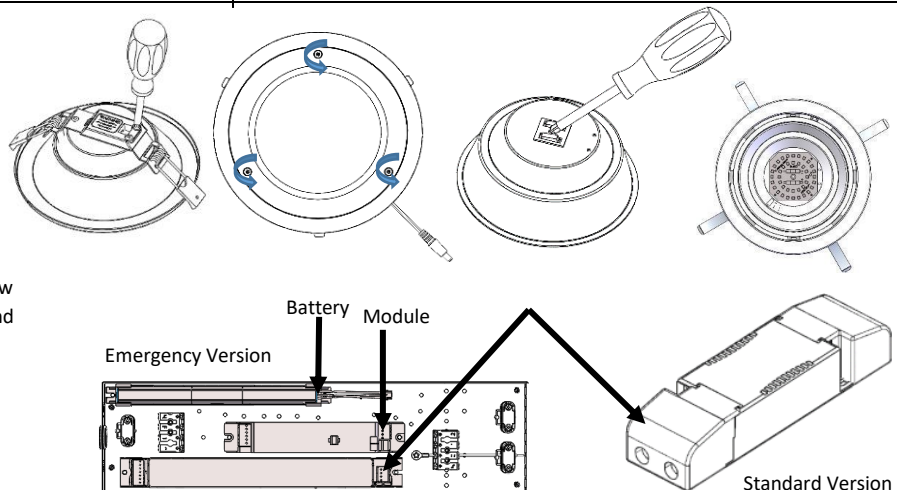
10.



Run Anti-Pick Mastic around the profile of the fitting ensuring a water tight seal. Must be installed with anti pick mastic to meet ligature resistant requirements.

Maintenance

- 1 Disconnect luminaire before undertaking any maintenance or cleaning.
- 2 Cleaning should be undertaken on external parts of the luminaire only using a slightly damp lint free cloth.
- 3 Remove x2 screws from top of fitting using a pan pozi screwdriver.
- 4 Remove front bezel to access LED circuit.
- 5 Using the same screwdriver remove the screw from the centre of the fitting. The diffuser and LED circuit can then be removed.
- 6 To remove emergency gear use a pan pozi screwdriver.
- 7 Standard driver is maintainable.
- 8 Please contact Dextra for assistance with spare component supply.



T e s t R e p o r t

Report No : L18485 Amd1

Client: : Dextra Group Ltd
Brickfields Business Park
Gillingham
Dorset
SP8 4PX

Description : BTEC SECURE Recessed Downlight

Manufacturer : Dextra Group Ltd

Type/Model : BTEC SECURE Recessed Downlight


Test Specification : Environmental design guide adult medium secure services
Annex B: Testing Levels
Type 1, Type 2, and Type 4

Date Testing Started : 24/07/2019, Reviewed 29/11/2023

Conclusion : Refer to body of report

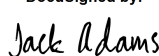
Date of Issue : 01/12/2023

Tested by: K. MERRILLS
Position: Laboratory Engineer

DocuSigned by:

86EA3206DE44418...



Approved: J. ADAMS
Position: Laboratory Manager

DocuSigned by:

C55F2E09C1D7448...

INTRODUCTION

Dextra Group Ltd have supplied the technical drawings for the product identified in Table 1. for evaluation in accordance with the specification detailed on page one of this report.

Note: This amendment 1 is to review and re-issue the report. The test specification and product specifications have not changed since initial test.

PRODUCT DETAILS

Table 1. Test Sample Details

Product Description	BTEC SECURE Recessed Downlight
Model No.	BTEC SECURE Recessed Downlight
Number of Samples	One
Condition on Receipt	Good
Product Supply Requirement	220-240V, 50/60Hz
Lamp Type and Power	LED 21W Max
Sampling Method: Test samples selected and supplied by client, no sampling method specified by client.	

TEST PROCEDURE

The testing was carried out as per Environmental design guide adult medium secure services Annex B: Testing Levels Type 1, Type 2 and Type 4

Continued on following page

RESULTS

Type 1: An attack on a component or element of construction by the use of an implement or weapon.

The product was mounted as per instructions and attacked by the mean of 36X36X100 mm hardwood shaft (density 660kg/m³) chamfered at one end to replicate the jagged edge/arises/etc of a vandalised component, to be planed and all arises rounded.

The product was subjected to sustained attacked for a period of 15 minutes (maximum potential period for a patient to work undetected on a component, notwithstanding the noise that this would create), including hitting with the flat section of the weapon a minimum of 10 consecutive blows, attacking end-on with the non-chamfered end of the weapon for a minimum of 10 consecutive blows and, where testing a component, prizing away from the structure to which it is fixed by the chamfered end of the weapon (the latter applies to the whole or any part of the component).

Type 2: Attack by punching or kicking.

The product was mounted as per instructions and attacked by the means of 1.2 kg rubber mallet (75 mm).

The product was subjected to a sustained attack with implement comprising of 15 consecutive blows commencing each blow with the implement withdrawn a minimum of 1000 mm away from the component/element of construction.

Type 4: The testing of the item and its fixings up to and including destruction.

The product was mounted as per instructions and attacked by appropriate tools and equipment or items that a patient may be able to obtain or have access to. (For example, a metal teaspoon, zip components, metal spring from hi-fi headsets, etc).

The product was subjected to a sustained attack for a period of 45 minutes or until the item or its fixings fail, whichever is the soonest.

The product complies with the above requirement as

- It exhibits no significant failure resulting in the removal of the whole or part of the component
- It did not break or fracture enabling its use as a weapon or means of self-harm
- There was no escape or exposure to live electrical wiring, high-temperature pipe work or any other vulnerable services.

Continued on following page

ILLUSTRATION




Figure 1. *Product Image*

End