




PRODUCT SPECIFICATION

COMTEC SURFACE / SUSPENDED

INTRODUCTION

The Comtec Surface / Suspended is ideal for solid ceilings or where there is insufficient ceiling void for a recessed luminaire. With a range of options including 1100, 2000, 3000 and 4000 lumen outputs and all common dimming variants the Comtec Surface / Suspended is easily tailored to a range of applications and is supplied with a clear glass attachment as standard, opal glass attachments are available as an optional extra. Suspended versions come complete with suspension kit for ease of installation. A track mount option is also available for suspension from Track systems by a 300mm lead.

The Comtec Surface / Suspended is complimented with our LED4 surface mount standalone lithium emergency range which can be installed alongside this luminaire to ensure that your installation is compliant with health and safety requirements. We offer a range of wireless control systems providing localised grouping and control as well as comprehensive wireless solutions allowing both standard and emergency luminaires to be centrally monitored.

	CE	IP20	TM21: L90>60K HOURS / L80>90K HOURS	3 STEP MACADAM ELLIPSE
---	----	------	-------------------------------------	------------------------

APPLICATION

- Canteen
- Commercial / Offices
- Corridor
- Education
- Healthcare / Social Housing
- Hotel / Leisure
- Industrial / Manufacturing
- Office
- Retail
- Toilet
- Transport
- Warehousing

SPECIFICATION

CONSTRUCTION

- Housing: Spun aluminium
- Finish: Polyester powder painted BS 00E55 matt white 60% gloss
- Finish: Polyester powder painted RAL 9005 matt black
- Reflector: Semi specular aluminium
- IP20

;

PERFORMANCE

- Part L2 compliant
- 3SDCM Three step Macadams ellipse
- TM21: L90>60K Hours / L80>90K Hours
- Up to 143 luminaire lumens per circuit Watt.

;

ENVIRONMENTAL

- Designed to allow simple replacement of components with commonly available tools in compliance with the Eco Design Directive, please see the installation leaflet for maintenance instructions.
- Powered by European branded drivers and emergency modules ensuring replacement parts are easily sourced.
- Every luminaire is labelled with a unique ID number allowing easy identification of spare parts for the lifetime of the product.
- Contains no single use plastics or polystyrene packaging.
- Supplied in plain card boxes with paper tape ensuring packaging is easily recycled.
- Designed to allow simple disassembly for end of life recycling.
- UK based manufacturing providing local support throughout the product lifetime and minimising transportation miles.

;

EMERGENCY

- Not available with emergency

;

CONTROL

- Optional compatibility with a range of dimming systems including DALI, DSI and Switch Dimming

- Optional integral Reacta-Link for integration with Reacta-Link wireless installations
- Optional integral Reacta-Control for integration with Reacta-Control wireless installations

;

INSTALLATION

- Suitable for three circuit track installation
- Suitable for surface installation

;


VARIATIONS

- Available with a wide range of colour temperatures and renderings
- Available in a range of lumen outputs
- Available in white or black finishes


;

IMAGES


PRODUCT IMAGES




Comtec Surface




Comtec Surface Black




Comtec Suspended



Comtec Suspended Black







Comtec Surface Track Suspension

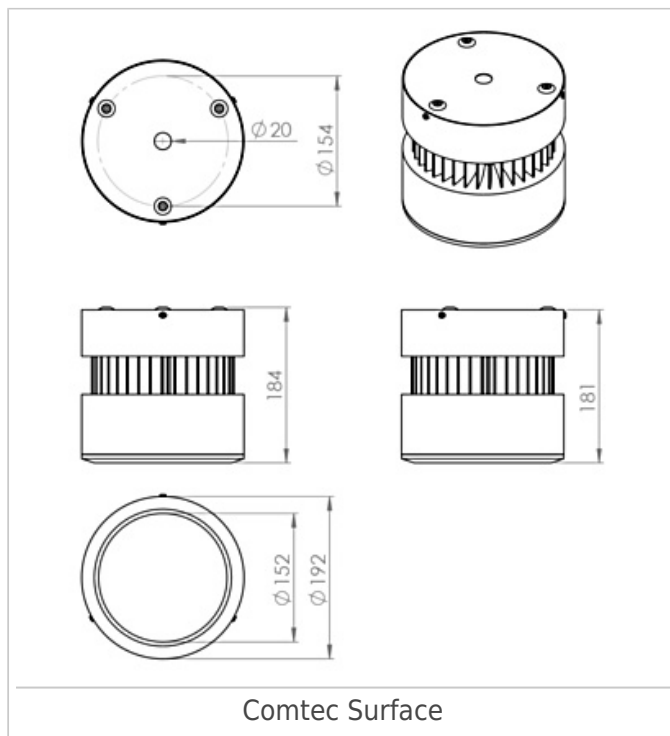


Comtec Surface Track Suspension Black

PROJECT IMAGES







WARRANTY

At Dextra our commitment to service has been at the forefront throughout our history spanning more than forty years in the UK lighting market. Our service ethos extends beyond design and delivery, we believe supporting your installation throughout the warranty period is equally crucial, whilst the strength and longevity of Dextra Group provides peace of mind that our warranty will be supported throughout.

The Dextra range is supplied with a five year warranty commencing from the date of delivery. During the first three years defects will be repaired on site and the warranty will include both parts and labour. For the final two years drivers, emergency modules, wireless modules, sensors and LED circuits will be supplied free of charge to replace defective components, labour and other associated costs are not included.

Certain ranges and components are subject to exemptions:

- Lithium batteries are provided with a five year warranty. During the first three years defects will be repaired on site and the warranty will include both parts and labour. For the final two years replacement batteries will be supplied free of charge to replace defective components. Five year warranty became effective as of 03/02/25, Lithium emergency luminaires supplied prior to this date are supported with a three year on site warranty only. Labour and other associated costs are not included. Nickel Metal Hydride and Nickel Cadmium batteries are provided with a one year warranty for parts and labour.

- Emergency luminaires including AME2, EXI LED, EXI3, EXI Track, HBE3, OAT2 LED and Twinspot are supplied with a one year warranty for parts and labour. Lithium variants suffixed with the 5YR part code, the Autotest emergency with the LA3 part code and wireless variants with LA3RC or LSTR part codes are supplied with a five year warranty. For these extended warranty variants for the first three years defects will be repaired on site and the warranty will include both parts and labour. For the final two years replacement batteries will be supplied free of charge to replace defective components.
- Protec Micro, PTECF7 Fire Rated Downlights, Serenus and the Opus Sconce are provided with a five year replacement luminaire only warranty. Protec FR Fire Rated Downlights are provided with a 2 year replacement luminaire only warranty.
- Controls systems such as standalone sensors, switches, marshalling boxes and cabling are provided with a one year warranty for both parts and labour. DALI control systems are provided with a two year warranty for both parts and labour.
- LEDextra ranges are supplied with a three year parts or replacement luminaire only warranty with the exception of the IMPR RGBW, the Runway RGBW, the MOD RGBW, Tanek RGBW and the DexRing. These five ranges are supplied with our standard five year warranty during which defects within the first three years will be repaired on site and the warranty includes both parts and labour. For the final two years free of charge replacement components only will be supplied to rectify any failures but labour and other associated costs are not included.
- LEDEX ranges are supplied with a three year replacement luminaire only warranty.
- The Decorative Pendant ranges, Bebo, Dene, Nova, Fino and Stix are supplied with a 3 year replacement luminaire only warranty.

All warranties are subject to correct use of the product and will be invalidated by misuse, for example incorrect installation, unsuitable environmental conditions or incorrect maintenance. It is the duty of the customer to ensure that all the fault lies with the luminaire prior to requesting replacement parts or site repairs. In the event that no defect is found with the product our costs for attending site will be recharged to the customer and credit will not be issued against returned products. No consequential losses incurred resulting from any defect with our product will be reimbursed.

Given the nature of LED technology a small percentage of LEDs may fail during the lifetime of a luminaire, this does not cause a reduction in lumen output. As such LED luminaires are only deemed to be faulty for warranty purposes when in excess of ten percent of LEDs have failed in a single luminaire.

On site repair of products under warranty will be undertaken during normal working hours, 9am to 5pm Monday

to Friday, and will require unrestricted access to luminaires. Where required Dextra will provide access equipment to carry out repairs at height, should luminaires have been installed in locations where reasonable provision for maintenance access has not been made we reserve the right to supply replacement product only. On site warranty repairs will only be undertaken on the mainland of the UK and Ireland, in all other locations replacement product only will be provided.

If you require any assistance with regards to our products please contact our Customer Services department on 01747 858100.

ORDER CODES

LUMINAIRE

Code	Description	Power	Llm/W
CTECS L11	Comtec Surface, 1,040lm, Clear Glass, Colour 84.	7.6W	137
CTECS L20	Comtec Surface, 1,928lm, Clear Glass, Colour 84.	13.5W	143
CTECS L30	Comtec Surface, 2,748lm, Clear Glass, Colour 84.	21.0W	131
CTECS L40	Comtec Surface, 3,760lm, Clear Glass, Colour 84.	29.4W	128
CTECS L11 SUSP	Comtec Surface, 1,040lm, Suspension Kit, Clear Glass, Colour 84.	7.6W	137
CTECS L20 SUSP	Comtec Surface, 1,928lm, Suspension Kit, Clear Glass, Colour 84.	13.5W	143
CTECS L30 SUSP	Comtec Surface, 2,748lm, Suspension Kit, Clear Glass, Colour 84.	21.0W	131
CTECS L40 SUSP	Comtec Surface, 3,760lm, Suspension Kit, Clear Glass, Colour 84.	29.4W	128
CTECS L11 GB	Comtec Surface, 1,040lm, 3 Circuit Global 300mm Lead, Clear Glass, Colour 84.	7.6W	137
CTECS L20 GB	Comtec Surface, 1,928lm, 3 Circuit Global 300mm Lead, Clear Glass, Colour 84.	13.5W	143
CTECS L30 GB	Comtec Surface, 2,748lm, 3 Circuit Global 300mm Lead, Clear Glass, Colour 84.	21.0W	131
CTECS L40 GB	Comtec Surface, 3,760lm, 3 Circuit Global 300mm Lead, Clear Glass, Colour 84.	29.4W	128

DIMMING

Code	Description
A	DALI Digital Addressable Lighting Interface
S	Switch Dimming
D	DSI Digital Dimming
C	Bi-Level Dimming For Standalone Switched Sensor

CONTROL

Code	Description
RLI	Reacta-Link, Wireless Enabled Luminaire
RC	Reacta-Control, Wireless Enabled Luminaire

MISCELLANEOUS

Code	Description
C**	Select Colour Temperature and Rendering; C827, C83, C85, C865, C93, C94
BL	Black Finish
GB	Global Track Adaptor
LSF	Low Smoke Zero Halogen

Comtec Surface / Suspended Installation

220-240V / 50-60Hz
IP20

Terminal Labelling:

Power

L1 Switched Live
E Earth
N Neutral

Emergency

L2 Unswitched Live
DA/AT3 DALI Autotest
DA/AT3 DALI Autotest

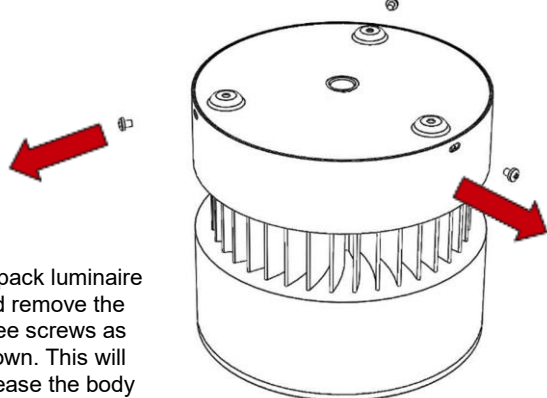
Dimming

-/D1/DA Analogue/DSI/DALI
+/D2/DA Analogue/DSI/DALI
L3 Switch Dim /
Corridor Function



WARNING: Luminaire must be earthed. Risk of electric shock from LED boards if operated with cover removed. Installation / operation outside of luminaires intended scope invalidates warranty. Suitable only for domestic / light industrial / industrial applications within the scope of EN55015. Tested to compliance with BSEN 60598: specification for general requirements and tests. Must be installed by a suitably qualified person in accordance with all relevant legislation. Ambient operating temperature of 0°C to 25°C. If maximum operating temperature is exceeded luminaire will automatically dim / switch off. Terminal blocks are rated to 16A unless stated otherwise. The light source contained in this luminaire shall only be replaced by the manufacturer or his service agent or a similar qualified person. **LUMINAIRES WITH EMERGENCY PACK:** When supply is isolated battery output terminals may be live if battery is connected. Isolate mains and battery before servicing. Emergency luminaires require unswitched live connection taken from same phase as switched supply. When unswitched supply is connected status indicator illuminates green, when unswitched supply is disconnected indicator extinguishes and luminaire operates in emergency mode. 24 hour charge period required before undertaking full discharge test. Emergency test sheets provided should be used to record all emergency tests. Batteries should be replaced when 3 hour duration is not met. Excessive switching of permanent live may result in premature battery failure. Battery electrolyte can be harmful to eyes / open wounds, do not puncture, if electrolyte touches skin / eyes flush with water. Do not incinerate batteries.

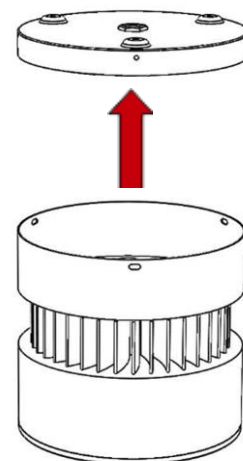
1.



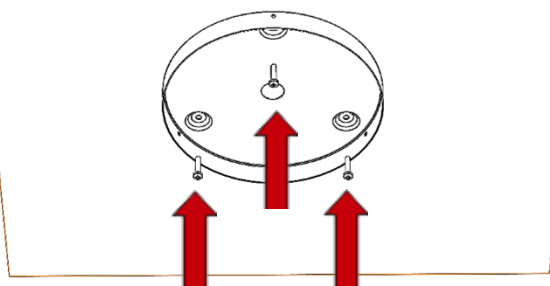
Unpack luminaire and remove the three screws as shown. This will release the body from the base.

2.

Remove the base from the main body.



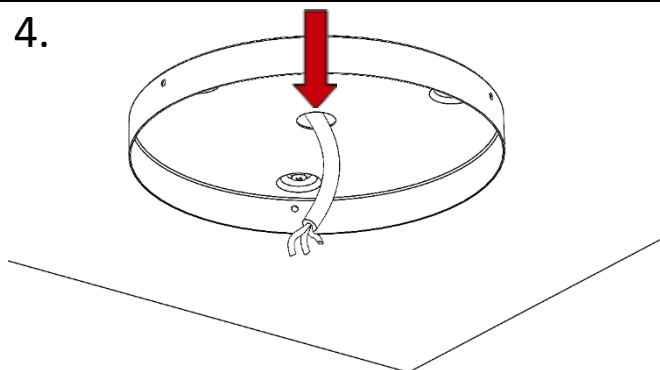
3.



Offer up the base up to the ceiling and drill a suitable cable entry hole in the centre behind the base. The hole should be approximately 20mm in diameter.

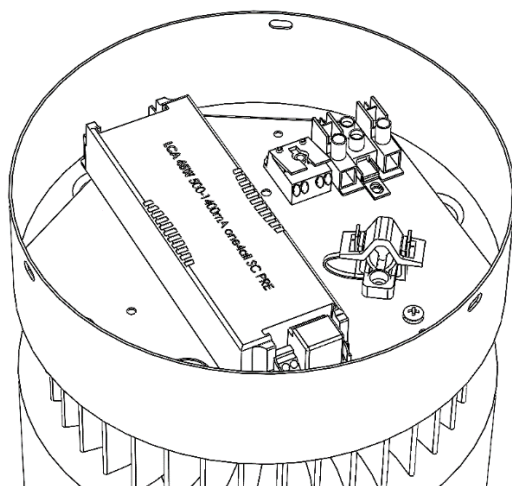
Secure the base to the ceiling using three suitable screws (not supplied).

4.

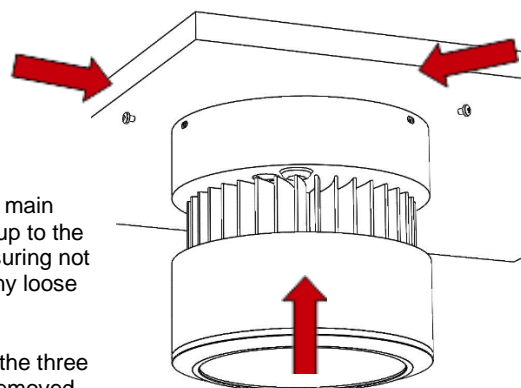


Feed the mains cable in through the drilled hole in the ceiling and through the base. Wire into the relevant terminals in the main housing and ensure the cable clamp is secured.

5.



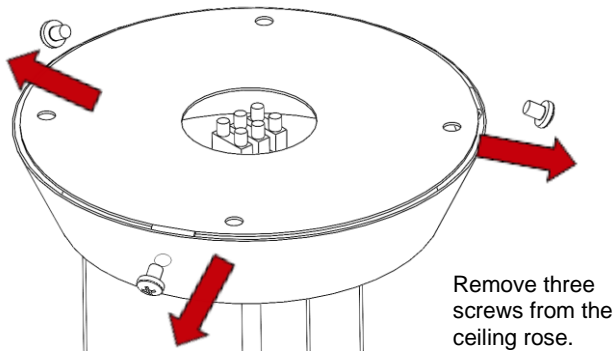
6.



Offer the main housing up to the base ensuring not to trap any loose cables.

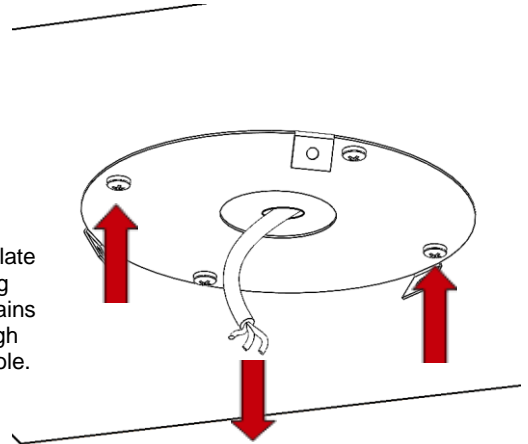
Replace the three screws removed in step 1.

7. Suspended Installation

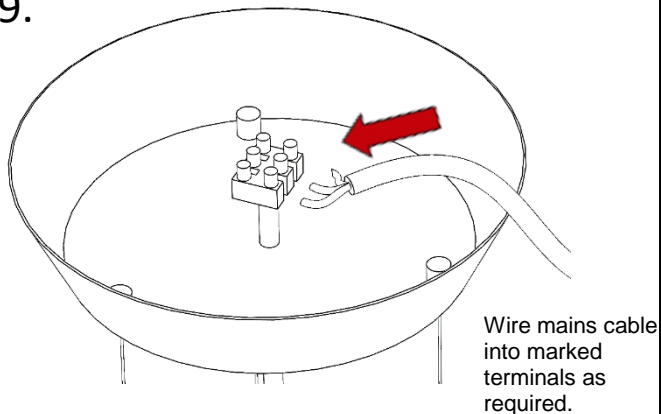


8.

Fix mount plate to the ceiling and feed mains cable through pre-wired hole.



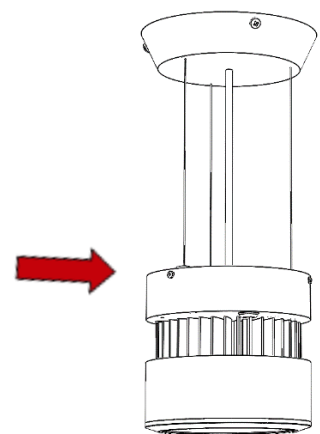
9.



10.

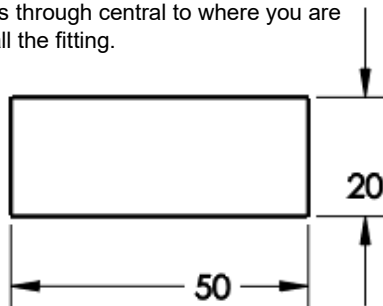
Reverse Step 7 to refit the ceiling rose.

To adjust suspended mounting height, open up gear tray in main body as per step 1.



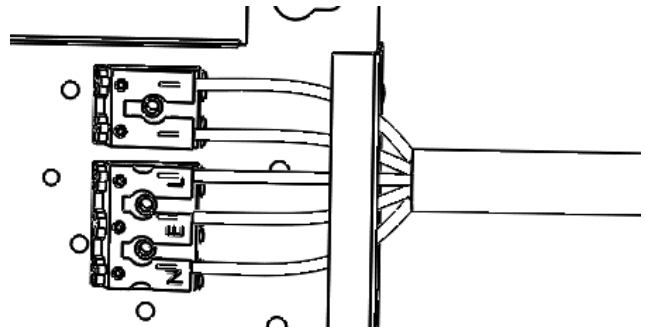
11. Remote E3, behind a tile

Cut a hole approximately 50mm by 20mm for the connector to pass through central to where you are intending to install the fitting.



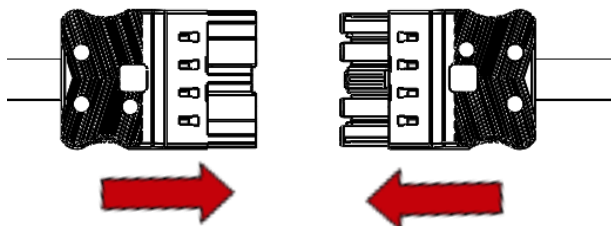
12.

Lift tile adjacent to location of CTEC place the emergency box there and wire into the remote E3 Pack.



13.

Connect the two 5 poles together and feed through the hole you have just cut.



Follow steps 6, 7, 9 & 10

14.

Maintenance

- 1 Disconnect luminaire before undertaking any maintenance or cleaning.
- 2 Cleaning should be undertaken on external parts of the luminaire only using a slightly damp lint free cloth.
- 3 Use a pan pozi screwdriver to remove x3 screws from housing to access gear tray.
- 4 To remove components use a pan pozi screwdriver.
- 5 To access LED circuit turn top of fitting anticlockwise to remove cover.
- 6 Use a pan pozi screwdriver to remove LED circuit cover.
- 7 Please contact Dextra for assistance with spare component supply.

