



# PRODUCT SPECIFICATION

---

OPUS 3

## INTRODUCTION

The Opus 3 is a versatile flood light range available in four housing sizes and a range of outputs from 1,100 to 35,000 lumens for use in a wide range of applications, both internal and external. The luminaire is available with an optional asymmetric lens aiding distribution and minimising upward light helping to avoid light pollution.

The Opus 3 is manufactured with a high pressure die cast aluminium housing and toughened glass contrasting dark grey surround allowing it to blend into most applications with a modern and appealing aesthetic. The housing is finished in a matt grey durable marine grade paint finish suitable for coastal applications. The housing is supplied complete with a saddle bracket for ease of installation along with angle indicator. This range is also available with a range of dimming variants including analogue and DALI. We offer a range of wireless control systems providing localised grouping and control as well as comprehensive wireless solutions allowing both standard and emergency luminaires to be centrally monitored.

<b>f</b>	<b>CE</b>	<b>IP65</b>	<b>TM21: L90&gt;80K HOURS</b>	<b>3 STEP MACADAM ELLIPSE</b>
----------	-----------	-------------	-------------------------------	-------------------------------

## APPLICATION

- Commercial / Offices
- Education
- Exterior
- Healthcare / Social Housing
- Hotel / Leisure
- Industrial / Manufacturing
- Parking / Exterior
- Retail
- Transport
- Warehousing

## SPECIFICATION

## CONSTRUCTION

- Housing: High pressure die cast aluminium
- Finish: Manufactured with a marine grade paint finish to ensure durability in harsh environments.
- Diffuser: 5mm toughened glass
- IP65

;

### PERFORMANCE

- Part L2 compliant
- 3SDCM Three step Macadams ellipse
- TM21: L90 at >80,000 Operating Hours
- Up to 162 luminaire lumens per circuit Watt.

;

### ENVIRONMENTAL

- Designed to allow simple replacement of components with commonly available tools in compliance with the Eco Design Directive, please see the installation leaflet for maintenance instructions.
- Powered by European branded drivers and emergency modules ensuring replacement parts are easily sourced.
- Every luminaire is labelled with a unique ID number allowing easy identification of spare parts for the lifetime of the product.
- Contains no single use plastics or polystyrene packaging.
- Supplied in plain card boxes with paper tape ensuring packaging is easily recycled.
- Designed to allow simple disassembly for end of life recycling.
- UK based manufacturing providing local support throughout the product lifetime and minimising transportation miles.

;

### CONTROL

- Optional compatibility with a range of dimming systems including DALI, DSI and Switch Dimming
- Optional integral Reacta-Link for integration with Reacta-Link wireless installations

;

### INSTALLATION

- Suitable for external surface installation
- Supplied with saddle bracket and complete with built in angle indicator.
- Please use standalone photocell where dusk to dawn operation is required.
- Products listed as suitable for 40°C ambient temperatures can be used in swimming pool applications.

;

### VARIATIONS

- Available with a wide range of colour temperatures and renderings
- Available in a range of housing sizes and lumen outputs

;

### EMERGENCY

- Available with optional standard and self test integral emergency with lithium batteries for extended warranty and lifetime.


;

---


## IMAGES

---


### PRODUCT IMAGES




Opus 3S




Opus 3M




Opus 3L




Opus 3XL




Medium Rear Baffle



Medium Front Baffle




Medium Both Baffles




Large Rear Baffle







Large Front Baffle




Large Both Baffles



XL Both Baffles







XL Front Baffles

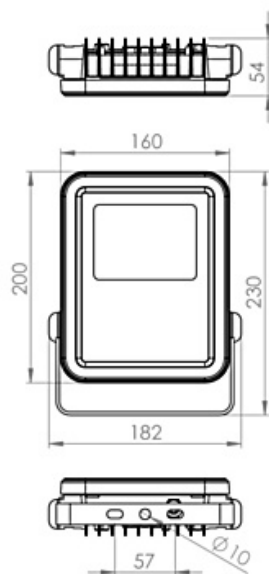


XL Rear Baffle

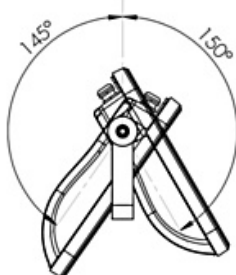
## PROJECT IMAGES



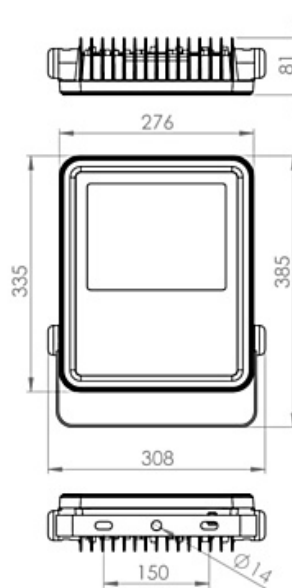




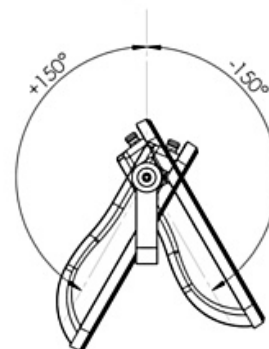
NOTE: Adjustable angles based on no mounting obstructions



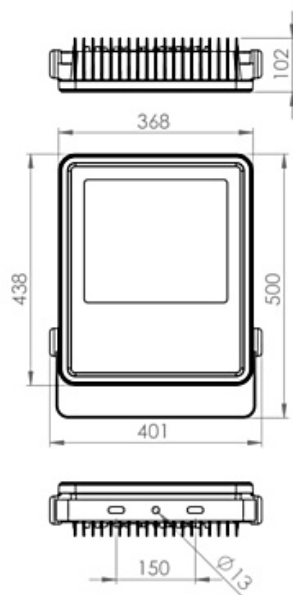
Opus 3 Small



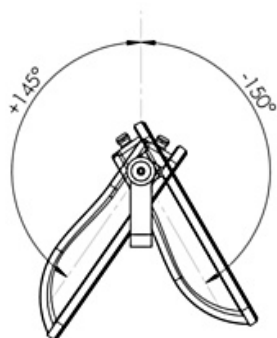
NOTE: Adjustable angles based on no mounting obstructions



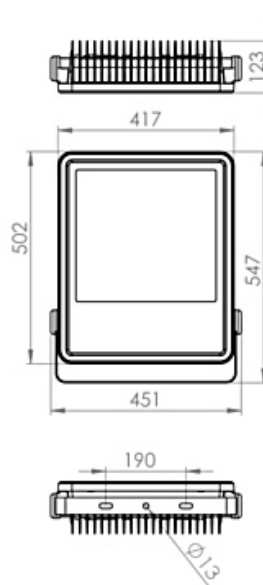
Opus 3 Medium



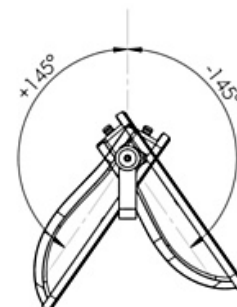
NOTE: Adjustable angles based on no mounting obstructions




Opus 3 Large




NOTE: Adjustable angles based on no mounting obstructions




Opus 3 X-Large



Opus 3 Medium with Baffle



Opus 3 Large with Baffle



---

## WARRANTY

---

At Dextra our commitment to service has been at the forefront throughout our history spanning more than forty years in the UK lighting market. Our service ethos extends beyond design and delivery, we believe supporting your installation throughout the warranty period is equally crucial, whilst the strength and longevity of Dextra Group provides peace of mind that our warranty will be supported throughout.

The Dextra range is supplied with a five year warranty commencing from the date of delivery. During the first



three years defects will be repaired on site and the warranty will include both parts and labour. For the final two years drivers, emergency modules, wireless modules, sensors and LED circuits will be supplied free of charge to replace defective components, labour and other associated costs are not included.

Certain ranges and components are subject to exemptions:

- Lithium batteries are provided with a five year warranty. During the first three years defects will be repaired on site and the warranty will include both parts and labour. For the final two years replacement batteries will be supplied free of charge to replace defective components. Five year warranty became effective as of 03/02/25, Lithium emergency luminaires supplied prior to this date are supported with a three year on site warranty only. Labour and other associated costs are not included. Nickel Metal Hydride and Nickel Cadmium batteries are provided with a one year warranty for parts and labour.
- Emergency luminaires including AME2, EXI LED, EXI3, EXI Track, HBE3, OAT2 LED and Twinspot are supplied with a one year warranty for parts and labour. Lithium variants suffixed with the 5YR part code, the Autotest emergency with the LA3 part code and wireless variants with LA3RC or LSTR part codes are supplied with a five year warranty. For these extended warranty variants for the first three years defects will be repaired on site and the warranty will include both parts and labour. For the final two years replacement batteries will be supplied free of charge to replace defective components.
- Protec Micro, PTECF7 Fire Rated Downlights, Serenus and the Opus Sconce are provided with a five year replacement luminaire only warranty. Protec FR Fire Rated Downlights are provided with a 2 year replacement luminaire only warranty.
- Controls systems such as standalone sensors, switches, marshalling boxes and cabling are provided with a one year warranty for both parts and labour. DALI control systems are provided with a two year warranty for both parts and labour.
- LEDextra ranges are supplied with a three year parts or replacement luminaire only warranty with the exception of the IMPR RGBW, the Runway RGBW, the MOD RGBW, Tanek RGBW and the DexRing. These five ranges are supplied with our standard five year warranty during which defects within the first three years will be repaired on site and the warranty includes both parts and labour. For the final two years free of charge replacement components only will be supplied to rectify any failures but labour and other associated costs are not included.
- LEDEX ranges are supplied with a three year replacement luminaire only warranty.
- The Decorative Pendant ranges, Bebo, Dene, Nova, Fino and Stix are supplied with a 3 year replacement

luminaire only warranty.

All warranties are subject to correct use of the product and will be invalidated by misuse, for example incorrect installation, unsuitable environmental conditions or incorrect maintenance. It is the duty of the customer to ensure that all the fault lies with the luminaire prior to requesting replacement parts or site repairs. In the event that no defect is found with the product our costs for attending site will be recharged to the customer and credit will not be issued against returned products. No consequential losses incurred resulting from any defect with our product will be reimbursed.

Given the nature of LED technology a small percentage of LEDs may fail during the lifetime of a luminaire, this does not cause a reduction in lumen output. As such LED luminaires are only deemed to be faulty for warranty purposes when in excess of ten percent of LEDs have failed in a single luminaire.

On site repair of products under warranty will be undertaken during normal working hours, 9am to 5pm Monday to Friday, and will require unrestricted access to luminaires. Where required Dextra will provide access equipment to carry out repairs at height, should luminaires have been installed in locations where reasonable provision for maintenance access has not been made we reserve the right to supply replacement product only. On site warranty repairs will only be undertaken on the mainland of the UK and Ireland, in all other locations replacement product only will be provided.

**If you require any assistance with regards to our products please contact our Customer Services department on 01747 858100.**

## ORDER CODES

### LUMINAIRE

Code	Description	Power	Llm/W	Weight	Windage
OPU3S L20	Opus 3, Small, 1,538llm, Colour 74	12.6W	121	1.0Kg	0.032m <sup>2</sup>
OPU3S L30	Opus 3, Small, 2,367llm, Colour 74	18.9W	124	1.0Kg	0.032m <sup>2</sup>
OPU3S L40	Opus 3, Small, 2,957llm, Colour 74	25.6W	115	1.0Kg	0.032m <sup>2</sup>
OPU3M L61	Opus 3, Medium, 5,168llm, Colour 74	35.6W	145	3.4Kg	0.0925m <sup>2</sup>
OPU3M L61 AS	Opus 3, Medium, 4,836llm, Colour 74, Asymmetric	35.6W	136	3.4Kg	0.0925m <sup>2</sup>
OPU3M L90	Opus 3, Medium, 8,095llm, Colour 74	54.3W	149	3.4Kg	0.0925m <sup>2</sup>
OPU3M L90 AS	Opus 3, Medium, 7,501llm, Colour 74, Asymmetric	54.3W	138	3.4Kg	0.0925m <sup>2</sup>
OPU3XL L350	Opus 3, Extra Large, 31,675llm, Colour 74	216.5W	146	11.0Kg	0.2093m <sup>2</sup>
OPU3XL L350 AS	Opus 3, Extra Large, 30,170llm, Colour 74, Asymmetric	216.5W	139	11.0Kg	0.2093m <sup>2</sup>

The asymmetric lens option should be used where compliance to Zone 2 of the external lighting regulations are required.

### DIMMING

Code	Description
A	DALI Digital Addressable Lighting Interface
D	DSI Digital Dimming
H	HFR Analogue 1-10v
C	Bi-Level Dimming For Standalone Switched Sensor
The Opus 3 XL L288 and L350 use two drivers per luminaire requiring two addresses on the DALI network.	
Dimming only available in the medium, large and extra large housing versions.	

### EMERGENCY

Code	Description
LE3	Lithium Standard Emergency 3 Hour
LS3	Lithium Selftest Emergency 3 Hour
Emergency is only available in Opus3 XL L200 variants	

### MISCELLANEOUS

Code	Description
C**	C727*, C73
LSF	Low Smoke Zero Halogen
OPU3M BAFFLE REAR GY	Opus 3 Medium Baffle, Rear, Grey
OPU3M BAFFLE FRONT GY	Opus 3 Medium Baffle, Front, Grey
OPU3L BAFFLE REAR GY	Opus 3 Large Baffle, Rear, Grey
OPU3L BAFFLE FRONT GY	Opus 3 Large Baffle, Front, Grey
OPU3XL BAFFLE REAR GY	Opus 3 XL Baffle, Rear, Grey
OPU3XL BAFFLE FRONT GY	Opus 3 XL Baffle, Front, Grey
Front and Rear Baffles can be combined on a luminaire if required	
*Not available in OPU3S	

220-240V / 50-60Hz  
IP65



## Terminal Labelling:

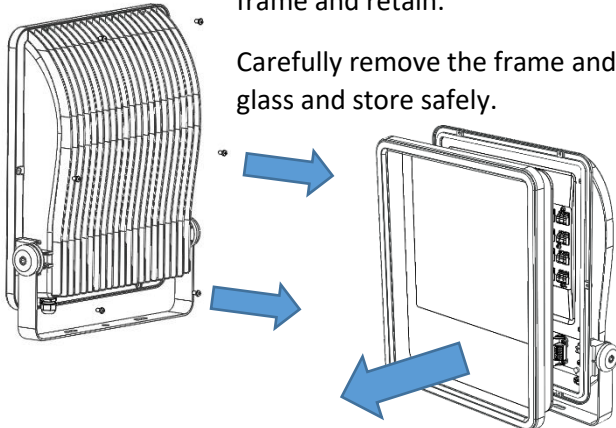
<b>Power</b>	
L1	Switched Live
E	Earth
N	Neutral
<b>Emergency</b>	
L2	Unswitched Live
DA/AT3	DALI Autotest
DA/AT3	DALI Autotest
<b>Dimming</b>	
-D1/DA	Analogue/DSI/DALI
+D2/DA	Analogue/DSI/DALI
L3	Switch Dim / Corridor Function

**WARNING:** Luminaire must be earthed. Risk of electric shock from LED boards if operated with cover removed. Installation / operation outside of luminaires intended scope invalidates warranty. Suitable only for domestic / light industrial / industrial applications within the scope of EN55015. Tested to compliance with BSEN 60598: specification for general requirements and tests. Must be installed by a suitably qualified person in accordance with all relevant legislation. Ambient operating temperature of 0°C to 25°C. If maximum operating temperature is exceeded luminaire will automatically dim / switch off. Terminal blocks are rated to 16A unless stated otherwise. The light source contained in this luminaire shall only be replaced by the manufacturer or his service agent or a similar qualified person. **LUMINAIRES WITH EMERGENCY PACK:** When supply is isolated battery output terminals may be live if battery is connected. Isolate mains and battery before servicing. Emergency luminaires require unswitched live connection taken from same phase as switched supply. When unswitched supply is connected status indicator illuminates green, when unswitched supply is disconnected indicator extinguishes and luminaire operates in emergency mode. 24 hour charge period required before undertaking full discharge test. Emergency test sheets provided should be used to record all emergency tests. Batteries should be replaced when 3 hour duration is not met. Excessive switching of permanent live may result in premature battery failure. Battery electrolyte can be harmful to eyes / open wounds, do not puncture, if electrolyte touches skin / eyes flush with water. Do not incinerate batteries.

1.

Remove screws securing the frame and retain.

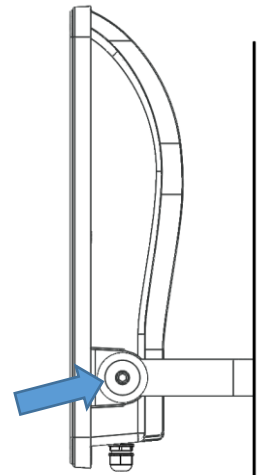
Carefully remove the frame and glass and store safely.



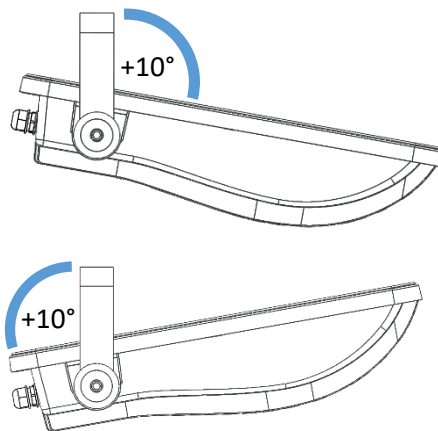
2.

Secure saddle bracket to a suitable surface making sure that all limitations have been observed.

To adjust the angle of the saddle bracket, use an Allen key to loosen the Hex bolts in the sides. Retighten once at desired angle.

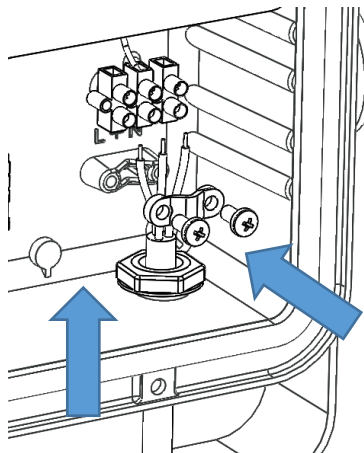


3.



If mounting in an orientation shown, ensure fitting is angled by 10° to prevent water pooling on the front cover

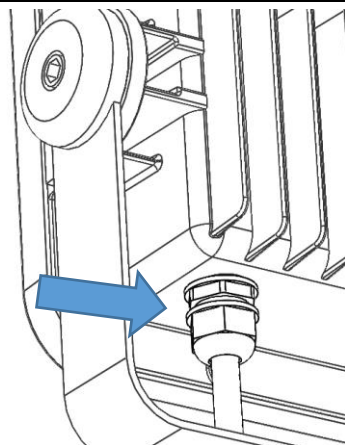
4.



Feed mains cable into body and wire into respective terminals. Ensure the cable clamp bar is used to secure the cable.

5.

Ensure the cable gland is fully tightened. Under tightening may result in failure of IP65 rating.



6.

Reverse step 1 to replace frame and glass.

Do not exceed **1.5NM torque** when securing front frame screws.

## Maintenance

- 1 Disconnect luminaire before undertaking any maintenance or cleaning.
- 2 Cleaning should be undertaken on external parts of the luminaire only using a slightly damp lint free cloth.
- 3 Using a pan pozi screw driver remove screws from back of fitting securing the frame.
- 4 Carefully remove frame and glass from housing and store safely.
- 5 Using a pan pozi screwdriver, remove screws from reflector to access LED circuit.
- 6 Depending on housing type use an Allen Key / pan pozi screwdriver to remove components.
- 7 Please contact Dextra for assistance with spare component supply.

