



PRODUCT SPECIFICATION

RUBIX SURFACE LINEAR

INTRODUCTION

To further enhance the Rubix range, the Rubix Surface Linear is now available for both suspended installation and direct mounting to a wide range of ceiling types both solid and suspended.

Utilising the same optic design as the recessed and suspended variants the Rubix surface offers glare compliance to BSEN12464 and UGR19 or below ensuring it can be used in applications such as offices and classrooms. In common with other members of the Rubix family the optic frame is available in a range of colours allowing the appearance to be tailored to suit any corporate theme whilst the housing is available in white, black or grey variants.

The Rubix Surface Linear housing has sufficient width to cover the footprint of the majority of fluorescent surface linear luminaires reducing the need to redecorate or repair ceilings after installation minimising installation cost and maximising your return on investment, please refer to the Technical line diagrams for more details.

Available in 1200mm and 1500mm versions with a range of cell counts and lumen outputs, as well as all common dimming and lithium emergency variants the Rubix can be customised to suit the majority of installations in educational and office applications. Our range of sensors can further enhance energy and cost saving by providing both presence detection and daylight regulation ensuring the luminaire is only operating when required. We offer a range of wireless control systems providing localised grouping and control as well as comprehensive wireless solutions allowing both standard and emergency luminaires to be centrally monitored.

	CE	IP20	TM21: L90>60K HOURS / L80>90K HOURS	3 STEP MACADAM ELLIPSE
---	----	------	-------------------------------------	------------------------

APPLICATION

- Commercial / Offices
- Education

SPECIFICATION

CONSTRUCTION

- Finish: Polyester powder painted BS 00E55 matt white 60% gloss

- Finish: Polyester powder painted RAL 9006 matt grey
- Finish: Polyester powder painted RAL 9005 matt black
- Diffuser: Injection moulded high transmission opal polycarbonate cell with miro silver aluminium inserts and injection moulded clip on bezel
- IP20

;

PERFORMANCE

- Part L2 compliant
- BSEN 12464-1:2011 3000 Candela 65° and UGR 19 compliance
- 3SDCM Three step Macadams ellipse
- TM21: L90>60K Hours / L80>90K Hours
- Up to 132 luminaire lumens per circuit Watt.

;

ENVIRONMENTAL

- Designed to allow simple replacement of components with commonly available tools in compliance with the Eco Design Directive, please see the installation leaflet for maintenance instructions.
- Powered by European branded drivers and emergency modules ensuring replacement parts are easily sourced.
- Every luminaire is labelled with a unique ID number allowing easy identification of spare parts for the lifetime of the product.
- Contains no single use plastics or polystyrene packaging.
- Supplied in plain card boxes with paper tape ensuring packaging is easily recycled.
- Designed to allow simple disassembly for end of life recycling.
- UK based manufacturing providing local support throughout the product lifetime and minimising transportation miles.

;

EMERGENCY

- Available with optional standard, self test and autotest integral emergency with lithium batteries for extended warranty and lifetime.
- Optional Reacta-Link wireless emergency for automated centralised reporting.
- Optional Reacta-Control wireless emergency for automated centralised reporting.
- Optional central battery changeover relay

;

CONTROL

- Optional compatibility with a range of dimming systems including DALI, DSI and Switch Dimming
- Optional Integral R44 presence and daylight sensor
- Optional Integral Reacta-Air wireless presence and daylight regulations sensor
- Optional integral Reacta-Link for integration with Reacta-Link wireless installations
- Optional integral Reacta-Control for integration with Reacta-Control wireless installations

;

INSTALLATION

- Suitable for surface installation

;


VARIATIONS

- Available with a wide range of colour temperatures and renderings
- Available in a range of housing sizes and lumen outputs
- Available in white, black or grey finishes


;

IMAGES


PRODUCT IMAGES




Rubix Surface 6 Cell 1200mm




Rubix Surface 8 Cell 1200mm




Rubix Surface 8 Cell 1500mm




Rubix Surface 12 Cell 1500mm




Rubix Surface Black Cell



Rubix Surface Blue Cell







Rubix Surface Orange Cell

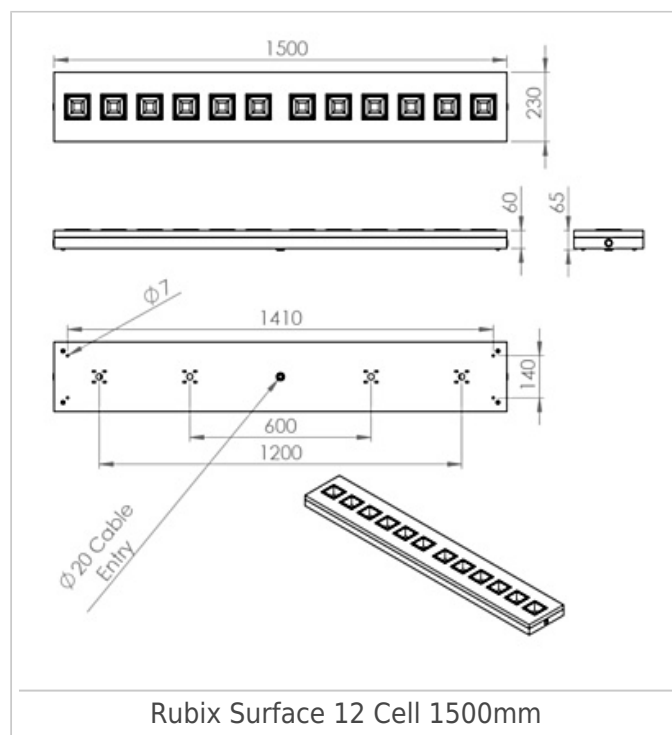
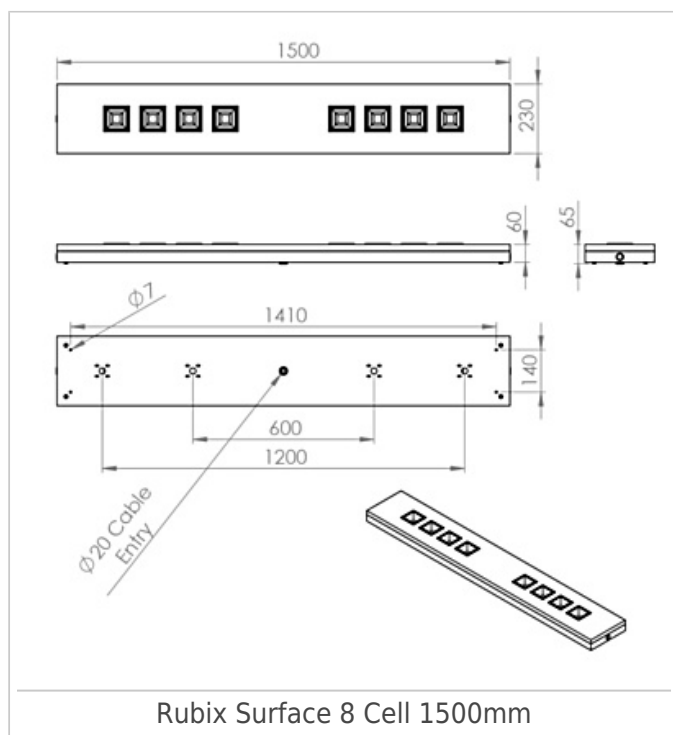
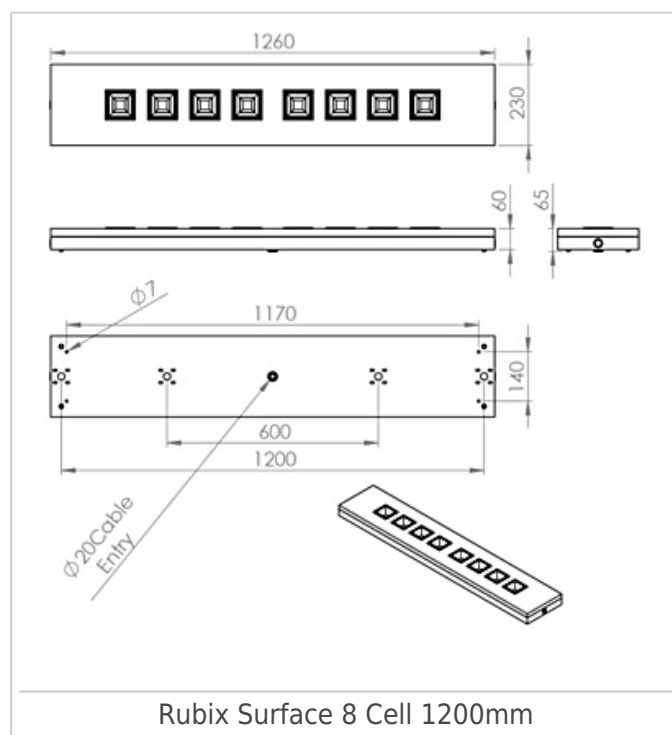
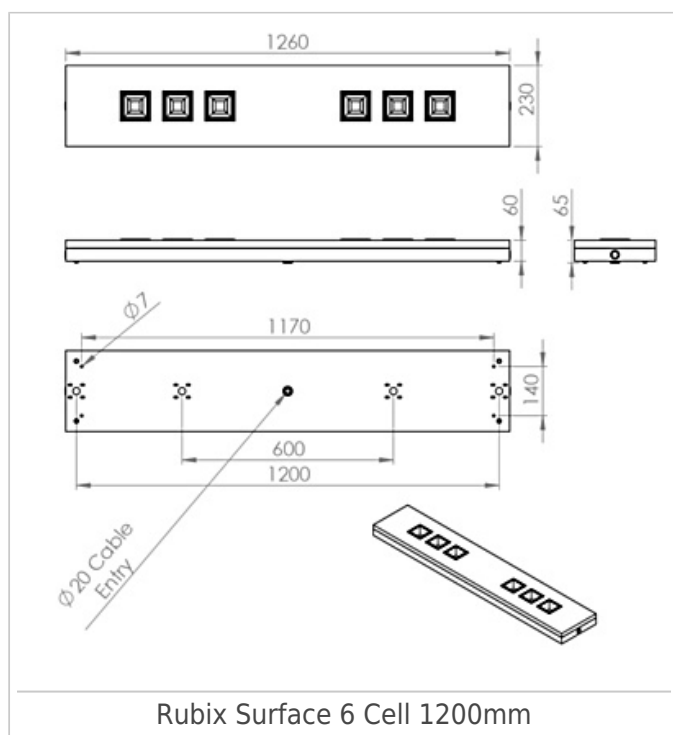


Rubix Surface Red Cell

PROJECT IMAGES







WARRANTY

At Dextra our commitment to service has been at the forefront throughout our history spanning more than forty years in the UK lighting market. Our service ethos extends beyond design and delivery, we believe supporting

your installation throughout the warranty period is equally crucial, whilst the strength and longevity of Dextra Group provides peace of mind that our warranty will be supported throughout.

The Dextra range is supplied with a five year warranty commencing from the date of delivery. During the first three years defects will be repaired on site and the warranty will include both parts and labour. For the final two years drivers, emergency modules, wireless modules, sensors and LED circuits will be supplied free of charge to replace defective components, labour and other associated costs are not included.

Certain ranges and components are subject to exemptions:

- Lithium batteries are provided with a five year warranty. During the first three years defects will be repaired on site and the warranty will include both parts and labour. For the final two years replacement batteries will be supplied free of charge to replace defective components. Five year warranty became effective as of 03/02/25, Lithium emergency luminaires supplied prior to this date are supported with a three year on site warranty only. Labour and other associated costs are not included. Nickel Metal Hydride and Nickel Cadmium batteries are provided with a one year warranty for parts and labour.
- Emergency luminaires including AME2, EXI LED, EXI3, EXI Track, HBE3, OAT2 LED and Twinspot are supplied with a one year warranty for parts and labour. Lithium variants suffixed with the 5YR part code, the Autotest emergency with the LA3 part code and wireless variants with LA3RC or LSTR part codes are supplied with a five year warranty. For these extended warranty variants for the first three years defects will be repaired on site and the warranty will include both parts and labour. For the final two years replacement batteries will be supplied free of charge to replace defective components.
- Protec Micro, PTECF7 Fire Rated Downlights, Serenus and the Opus Sconce are provided with a five year replacement luminaire only warranty. Protec FR Fire Rated Downlights are provided with a 2 year replacement luminaire only warranty.
- Controls systems such as standalone sensors, switches, marshalling boxes and cabling are provided with a one year warranty for both parts and labour. DALI control systems are provided with a two year warranty for both parts and labour.
- LEDextra ranges are supplied with a three year parts or replacement luminaire only warranty with the exception of the IMPR RGBW, the Runway RGBW, the MOD RGBW, Tanek RGBW and the DexRing. These five ranges are supplied with our standard five year warranty during which defects within the first three years will be repaired on site and the warranty includes both parts and labour. For the final two years free of charge replacement components only will be supplied to rectify any failures but labour and other associated costs are not included.

- LEDEX ranges are supplied with a three year replacement luminaire only warranty.
- The Decorative Pendant ranges, Bebo, Dene, Nova, Fino and Stix are supplied with a 3 year replacement luminaire only warranty.

All warranties are subject to correct use of the product and will be invalidated by misuse, for example incorrect installation, unsuitable environmental conditions or incorrect maintenance. It is the duty of the customer to ensure that all the fault lies with the luminaire prior to requesting replacement parts or site repairs. In the event that no defect is found with the product our costs for attending site will be recharged to the customer and credit will not be issued against returned products. No consequential losses incurred resulting from any defect with our product will be reimbursed.

Given the nature of LED technology a small percentage of LEDs may fail during the lifetime of a luminaire, this does not cause a reduction in lumen output. As such LED luminaires are only deemed to be faulty for warranty purposes when in excess of ten percent of LEDs have failed in a single luminaire.

On site repair of products under warranty will be undertaken during normal working hours, 9am to 5pm Monday to Friday, and will require unrestricted access to luminaires. Where required Dextra will provide access equipment to carry out repairs at height, should luminaires have been installed in locations where reasonable provision for maintenance access has not been made we reserve the right to supply replacement product only. On site warranty repairs will only be undertaken on the mainland of the UK and Ireland, in all other locations replacement product only will be provided.

If you require any assistance with regards to our products please contact our Customer Services department on 01747 858100.

ORDER CODES

LUMINAIRE

Code	Description	Power	Llm/W
RBXSL 123 L30	Rubix Surface Linear, 1200x300, 2,494llm, 6 Cell, Opal Cell, Colour 84.	16.4W	152
RBXSL 123 L40	Rubix Surface Linear, 1200x300, 3,236llm, 8 Cell, Opal Cell, Colour 84	22.8W	141
RBXSL 153 L40	Rubix Surface Linear, 1500x300, 3,303llm, 8 Cell, Opal Cell, Colour 84	22.8W	141
RBXSL 153 L60	Rubix Surface Linear, 1500x300, 4,976llm, 12 Cell, Opal Cell, Colour 84.	32.2W	155

OPTIC

Code	Description
BLK	Black Cell
BLE	Blue Cell

ORA	Orange Cell
RED	Red Cell
Other cell colours are available on request subject to minimum order quantities and extended delivery times	

DIMMING

Code	Description
A	DALI Digital Addressable Lighting Interface
S	Switch Dimming
D	DSI Digital Dimming
H	HFR Analogue 1-10v
C	Bi-Level Dimming For Standalone Switched Sensor

CONTROL

Code	Description
R44	Reacta 44, Presence & Daylight, 2.5-7M
D44	DexNET Sensor, Wireless, Presence & Daylight
DN	DexNET Node, Wireless Node only
RAS	Reacta-Air Bluetooth, Wireless, Presence & Daylight, 2.5-3M
RLI	Reacta-Link, Wireless Enabled Luminaire
RLS	Reacta-Link Wireless, Presence & Daylight, 2.5M-5M
RCS	Reacta-Control Wireless, Presence & Daylight, 2.5-4M

Please click [here](#) for full details on our wireless controls.

EMERGENCY

Code	Description
LE3	Lithium Standard Emergency 3 Hour
LS3	Lithium Selftest Emergency 3 Hour
LA3	Lithium Autotest Emergency 3 Hour
LSTR	Lithium Reacta-Link Emergency 3 Hour
LA3RC	Lithium Reacta-Control Emergency 3 Hour
CB	Central Battery, Please Specify 110V or 230V when Ordering

MISCELLANEOUS

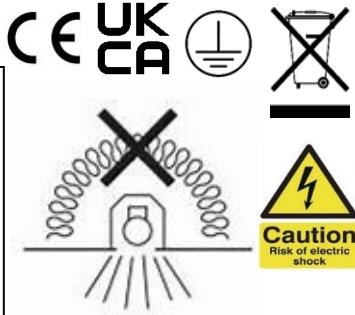
Code	Description
C**	Select Colour Temperature and Rendering; C827, C83, C85, C865, C93, C94
BL	Black Finish
GY	Grey Finish
SUSP Y KIT 3M BF X2	Two Point Y Suspension Kit
LSF	Low Smoke Zero Halogen

Rubix Surface Flush Installation

220-240V / 50-60Hz
IP20

Terminal Labelling:

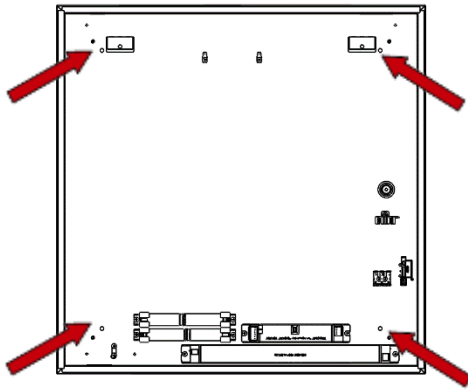
Power	
L1	Switched Live
E	Earth
N	Neutral
Emergency	
L2	Unswitched Live
DA/AT3	DALI Autotest
DA/AT3	DALI Autotest
Dimming	
-D1/DA	Analogue/DSI/DALI
+D2/DA	Analogue/DSI/DALI
L3	Switch Dim / Corridor Function



WARNING: Luminaire must be earthed. Risk of electric shock from LED boards if operated with cover removed. Installation / operation outside of luminaires intended scope invalidates warranty. Suitable only for domestic / light industrial / industrial applications within the scope of EN55015. Tested to compliance with BSEN 60598: specification for general requirements and tests. Must be installed by a suitably qualified person in accordance with all relevant legislation. Ambient operating temperature of 0°C to 25°C. If maximum operating temperature is exceeded luminaire will automatically dim / switch off. Terminal blocks are rated to 16A unless stated otherwise. The light source contained in this luminaire shall only be replaced by the manufacturer or his service agent or a similar qualified person.

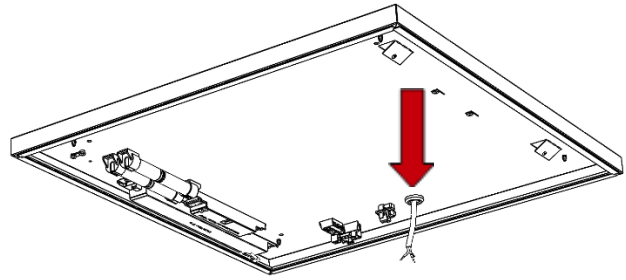
LUMINAIRES WITH EMERGENCY PACK: When supply is isolated battery output terminals may be live if battery is connected. Isolate mains and battery before servicing. Emergency luminaires require unswitched live connection taken from same phase as switched supply. When unswitched supply is connected status indicator illuminates green, when unswitched supply is disconnected indicator extinguishes and luminaire operates in emergency mode. 24 hour charge period required before undertaking full discharge test. Emergency test sheets provided should be used to record all emergency tests. Batteries should be replaced when 3 hour duration is not met. Excessive switching of permanent live may result in premature battery failure. Battery electrolyte can be harmful to eyes / open wounds, do not puncture, if electrolyte touches skin / eyes flush with water. Do not incinerate batteries.

1.



Secure the housing to ceiling using the four screw holes in each corner. (Screw not supplied)

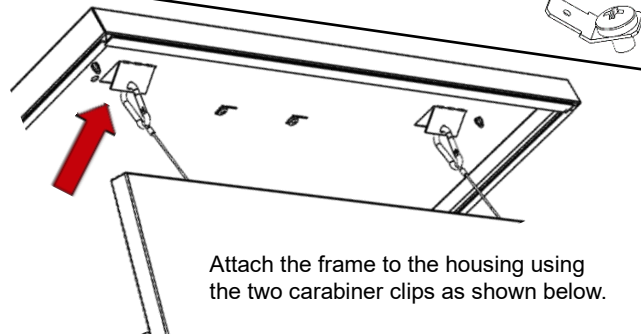
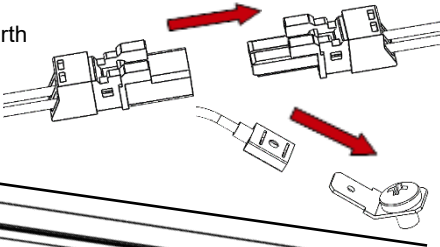
2.



Feed mains cable through the cable grommet and wire into respective terminals. Ensure cable restraint is used.

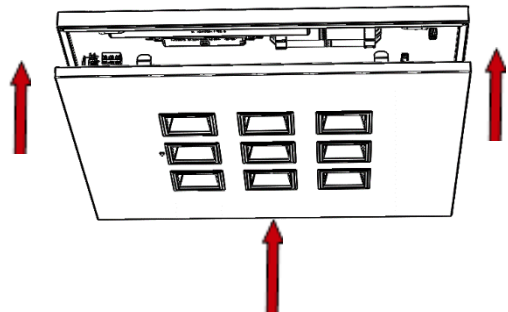
3.

Attach both earth leads to earth tags. Connect the LED plug and sockets.



Attach the frame to the housing using the two carabiner clips as shown below.

4.



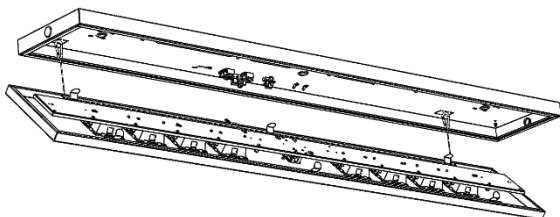
Re-engage the frame ensuring no cables/ wires are trapped.

5.

The same process applies to all sizes (600x600, 1200x600, 1200x230, and 1500x230).

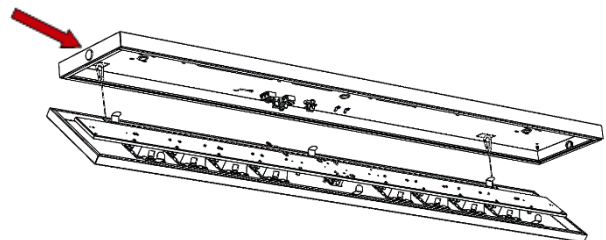
Where a Sensor variant is used, the sensor lead must be reconnected to the power supply before re-attaching the frame.

Where an Emergency version is used, the E3 indicator LED must be reattached to its clip before re-attaching the frame



6.

The caps in the ends of the 1500x230 and 1200x230 fittings can be removed to allow continuous conduit mounting.



Rubix Surface Flush Installation

Maintenance

- ① Disconnect luminaire before undertaking any maintenance or cleaning.
- ② Cleaning should be undertaken on external parts of the luminaire only using a slightly damp lint free cloth.
- ③ Remove frame by hand. No tools required.
- ④ Use a pan pozi screwdriver to remove LED tray from frame and to remove components.
- ⑤ Please contact Dextra for assistance with spare component supply.

