



PRODUCT SPECIFICATION

TWS IP65 L7

INTRODUCTION

The Twinspot IP65 L7 offers a flexible emergency lighting solution with minimal energy consumption and the reliability of an LED source eliminating the need for lamp replacement. The Twinspot IP65 L7 also incorporates a Lithium battery for extended battery life and reduced maintenance costs. With a polycarbonate IP65 housing the Twinspot IP65 L7 is robust and resistant to dirt, dust and water ensuring it is suited to a wide range of applications such as warehousing, manufacturing and industry. The Twinspot IP65 L7 is also available in standard emergency, self test and autotest DALI variants as well as central battery compatible options.



APPLICATION

- Canteen
- Commercial / Offices
- Corridor
- Education
- Exterior
- Food Production
- Healthcare / Social Housing
- Hotel / Leisure
- Industrial / Manufacturing
- Kitchen
- Office
- Parking / Exterior
- Retail
- Stairwell
- Store Room
- Toilet
- Transport

- Warehousing

SPECIFICATION

CONSTRUCTION

- Housing: Injection moulded polycarbonate
- Finish: Matt white
- Diffuser: Injection moulded clear polycarbonate
- IK08
- IP65

;

ENVIRONMENTAL

- Powered by European branded drivers and emergency modules ensuring replacement parts are easily sourced.
- Every luminaire is labelled with a unique ID number allowing easy identification of spare parts for the lifetime of the product.
- Contains no single use plastics or polystyrene packaging.
- Supplied in plain card boxes with paper tape ensuring packaging is easily recycled.
- Designed to allow simple disassembly for end of life recycling.
- UK based manufacturing providing local support throughout the product lifetime and minimising transportation miles.

;

EMERGENCY

- Available with optional standard, self test and autotest integral emergency with lithium batteries for extended warranty and lifetime.
- Optional Reacta-Link wireless emergency for automated centralised reporting.
- Optional Reacta-Control wireless emergency for automated centralised reporting.
- Optional central battery changeover relay

;


INSTALLATION

- Suitable for trunking installation
- Suitable for surface installation

;

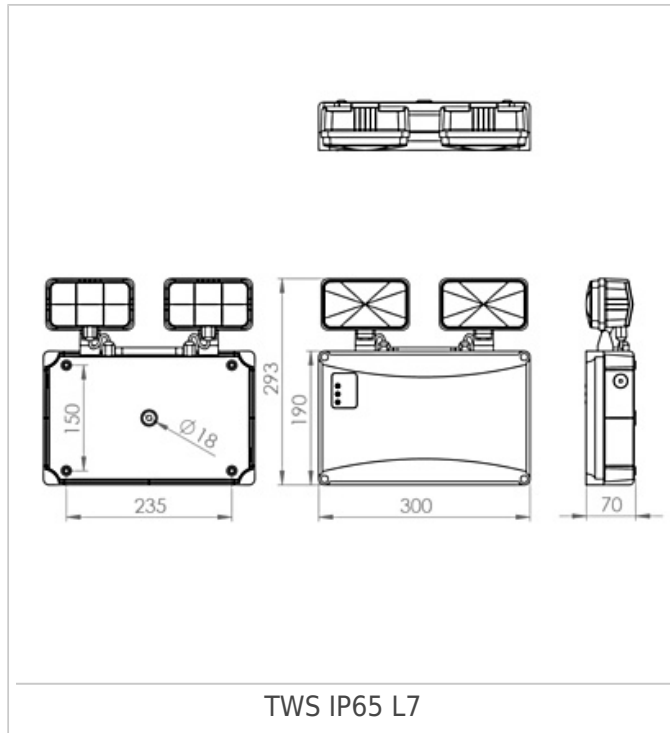
IMAGES

PRODUCT IMAGES



TWS IP65 L7

TECHNICAL



WARRANTY

At Dextra our commitment to service has been at the forefront throughout our history spanning more than forty years in the UK lighting market. Our service ethos extends beyond design and delivery, we believe supporting your installation throughout the warranty period is equally crucial, whilst the strength and longevity of Dextra Group provides peace of mind that our warranty will be supported throughout.

The Dextra range is supplied with a five year warranty commencing from the date of delivery. During the first three years defects will be repaired on site and the warranty will include both parts and labour. For the final two years drivers, emergency modules, wireless modules, sensors and LED circuits will be supplied free of charge to replace defective components, labour and other associated costs are not included.

Certain ranges and components are subject to exemptions:

- Lithium batteries are provided with a five year warranty. During the first three years defects will be repaired on site and the warranty will include both parts and labour. For the final two years replacement batteries will be supplied free of charge to replace defective components. Five year warranty became effective as of 03/02/25, Lithium emergency luminaires supplied prior to this date are supported with a three year on site warranty only.

Labour and other associated costs are not included. Nickel Metal Hydride and Nickel Cadmium batteries are provided with a one year warranty for parts and labour.

- Emergency luminaires including AME2, EXI LED, EXI3, EXI Track, HBE3, OAT2 LED and Twinspot are supplied with a one year warranty for parts and labour. Lithium variants suffixed with the 5YR part code, the Autotest emergency with the LA3 part code and wireless variants with LA3RC or LSTR part codes are supplied with a five year warranty. For these extended warranty variants for the first three years defects will be repaired on site and the warranty will include both parts and labour. For the final two years replacement batteries will be supplied free of charge to replace defective components.
- Protec Micro, PTECF7 Fire Rated Downlights, Serenus and the Opus Sconce are provided with a five year replacement luminaire only warranty. Protec FR Fire Rated Downlights are provided with a 2 year replacement luminaire only warranty.
- Controls systems such as standalone sensors, switches, marshalling boxes and cabling are provided with a one year warranty for both parts and labour. DALI control systems are provided with a two year warranty for both parts and labour.
- LEDextra ranges are supplied with a three year parts or replacement luminaire only warranty with the exception of the IMPR RGBW, the Runway RGBW, the MOD RGBW, Tanek RGBW and the DexRing. These five ranges are supplied with our standard five year warranty during which defects within the first three years will be repaired on site and the warranty includes both parts and labour. For the final two years free of charge replacement components only will be supplied to rectify any failures but labour and other associated costs are not included.
- LEDEX ranges are supplied with a three year replacement luminaire only warranty.
- The Decorative Pendant ranges, Bebo, Dene, Nova, Fino and Stix are supplied with a 3 year replacement luminaire only warranty.

All warranties are subject to correct use of the product and will be invalidated by misuse, for example incorrect installation, unsuitable environmental conditions or incorrect maintenance. It is the duty of the customer to ensure that all the fault lies with the luminaire prior to requesting replacement parts or site repairs. In the event that no defect is found with the product our costs for attending site will be recharged to the customer and credit will not be issued against returned products. No consequential losses incurred resulting from any defect with our product will be reimbursed.

Given the nature of LED technology a small percentage of LEDs may fail during the lifetime of a luminaire, this

does not cause a reduction in lumen output. As such LED luminaires are only deemed to be faulty for warranty purposes when in excess of ten percent of LEDs have failed in a single luminaire.

On site repair of products under warranty will be undertaken during normal working hours, 9am to 5pm Monday to Friday, and will require unrestricted access to luminaires. Where required Dextra will provide access equipment to carry out repairs at height, should luminaires have been installed in locations where reasonable provision for maintenance access has not been made we reserve the right to supply replacement product only. On site warranty repairs will only be undertaken on the mainland of the UK and Ireland, in all other locations replacement product only will be provided.

If you require any assistance with regards to our products please contact our Customer Services department on 01747 858100.

ORDER CODES

LUMINAIRE

Code	Description	Power
TWS IP65 L7 NM3 LE3	Twin Spot, IP65, 760lm, Non-Maintained, Lithium Standard Emergency 3 Hour	3.0W
TWS IP65 L7 NM3 LS3	Twin Spot, IP65, 760lm, Non-Maintained Lithium Self Test Emergency 3 Hour	3.0W
TWS IP65 L7 NM3 LA3	Twin Spot, IP65, 760lm, Non Maintained Autotest Emergency 3 Hour	3.0W
TWS IP65 L7 NM3 LE3 5YR	Twin Spot, IP65, 760lm, Non-Maintained, Lithium Standard Emergency 3 Hour	3.0W
TWS IP65 L7 NM3 LS3 5YR	Twin Spot, IP65, 760lm, Non-Maintained Lithium Self Test Emergency 3 Hour	3.0W

LA3 luminaires and luminaires coded 5YR are supplied with a 5 year battery warranty, others are supplied with a 1 year battery warranty.

EMERGENCY

Code	Description
CB	Central Battery, Please Specify 110V or 230V when Ordering

MISCELLANEOUS

Code	Description
LSF	Low Smoke Zero Halogen

TWS IP65 L7 NM3 LE3/LS3 Installation

Voltage: 220-240V / 50-60Hz

LED Power: 3W


Output: 350 lm

Battery: Li-FeP04 32650 3.2V 5500mAh

Operating Temperature: 0°C - 40°C



IP65



BEFORE installation, the electrical supply and battery pack **MUST** be disconnected.

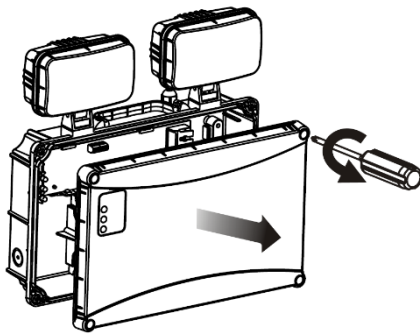
WARNING - THIS LUMINAIRE MUST BE EARTHED

This luminaire has been tested and is manufactured to comply with BS EN 60598 : specification for general requirements and tests. It should be installed by a suitably qualified person in accordance with IEE.

CAUTION: there is a potential risk of electric shock from the LED boards when the product is operational with the cover removed.

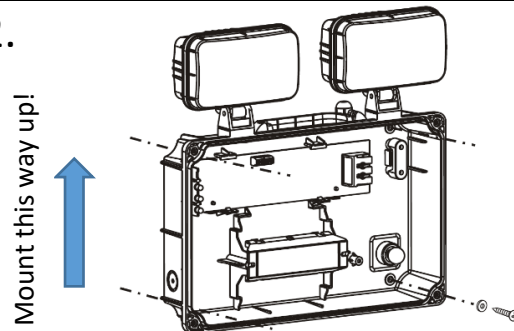
NOTE: INSTALLATION AND OPERATION OF THE LUMINAIRE BEYOND ITS SCOPE OF SUPPLY WILL INVALIDATE THE WARRANTY.

1.



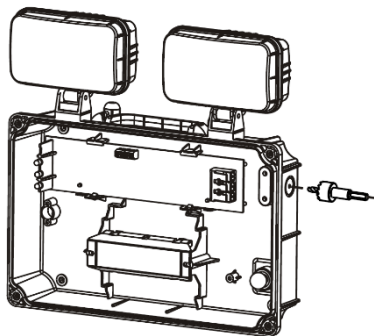
Remove the front cover by loosening the four screws.

2.



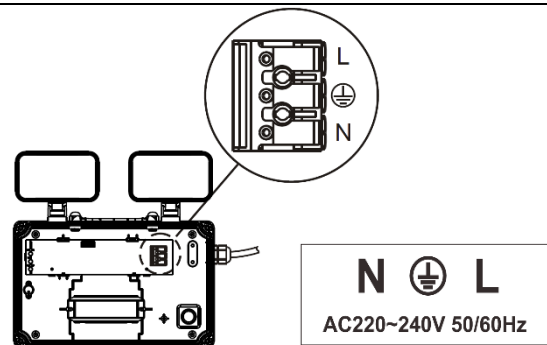
Drill out the four fixing points on the back face. Ensure the fixings are adequately sealed in order to maintain the IP65 rating. Secure the luminaire with four screws.

3.



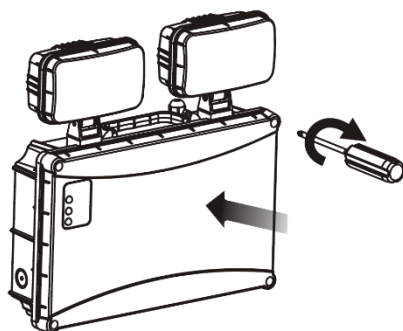
Drill the cable entry point on the side wall. Ensure the provided cable gland is fitted, to maintain the IP65 rating.

4.



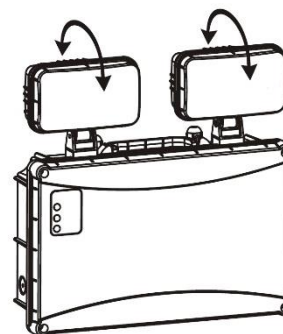
Pass the cable through the cable gland, and wire directly into the terminal block. Secure the mains cable using the internal cable clamp and connect the battery.

5.



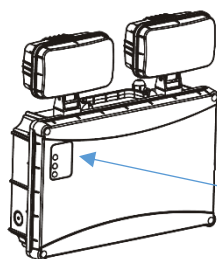
Refit the cover to the body, and secure in place using the four screws.

6.



Rotate the heads to the desired position by loosening the screws accordingly. Be sure to tighten the screws once positioned, to hold them in place.

7.



- ① Status Indicator
- ② Charging Indicator
- ③ LED Indicator

Once the power supply has been reconnected, the green LED indicators on the front of the luminaire should now be illuminated. These green indicators show the battery is charging and there are no faults.

Any faults with the luminaire will be displayed by a flashing red indicator.

Normal operation - Green indicator

Battery failure - Red indicator, **once every 3 seconds**

Lighting source failure - Red indicator, **twice every 3 seconds**

Less than rated duration time - Red indicator, **three times every 3 seconds**

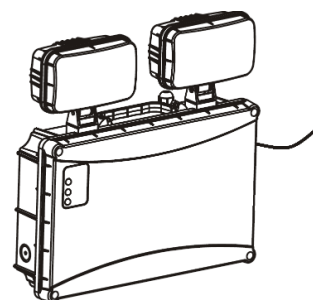
8.

Self-Test (LS3 only):

Every month, the luminaire will undergo an automatic test which lasts for 10 minutes. An annual duration test will also occur for a total of 3 hours. The luminaire will return to normal operation once the test has finished.

During testing, the battery is not charging and the red LED indicator will flash continuously.

9.



Do **NOT** cover the luminaire in any way and provide sufficient ventilation.

Installation is now complete.

EMERGENCY LIGHTING TEST RECORD CARD											
LOCATION....				Date Installed...				Installed by...			
TEST	MONTH	YEAR 1		YEAR 2		YEAR 3		YEAR 4		YEAR 5	
		Signed	Date	Signed	Date	Signed	Date	Signed	Date	Signed	Date
1	FUNCT										
2	FUNCT										
3	FUNCT										
4	FUNCT										
5	FUNCT										
6	FUNCT										
7	FUNCT										
8	FUNCT										
9	FUNCT										
10	FUNCT										
11	FUNCT										
12	3HOUR										